

**Henderson**  
Providing Playground Fun™







# Putting Children First

We are happy to introduce to you our new 2022-23 catalog. We appreciate you for taking the time to look through our newest products and designs. This catalog is filled with high-quality, innovative, and FUN products resulting from our continued commitment to our loyal customers.

Henderson Recreation has been a family-owned and operated company since 1971. Our passion is to produce fun, innovative and durable playgrounds. Our founding father's belief of "putting children first" in every playground we build is the guiding force behind every playground we build.

Our highly skilled sales partners can work with you to ensure that each

playground project is uniquely yours. Meeting the requirements of your community, but most importantly, the needs of every child, regardless of their abilities.

Safety, service, innovation, quality, value, and relationships; are the key factors we promise you our customers. Thank you for making us the company we are today! Thank you for trusting us with your business.

We look forward to another year of Putting Children First.

**OUR WORLD IS PLAY**, and we invite you to be a part of it.

*Andrea Henderson* *Michael Henderson*  
*Charles Henderson*



# Table of Contents

Henderson has been a leader in quality-built playgrounds for over 51 years. We have the play equipment to meet the most demanding customers—children who play on it. Choose from four playground lines and a plethora of components. Accentuate your playground with freestanding equipment, rope climbers, motion toys, swings or dinosaur digs, and concrete play events.



## 4 - New Products

Henderson Recreation has lots of new products in this catalog. New climbing events, new links, new roofs, new panels, new overhead components, and new motion activities.



## 14 - PlaySteel FIT

PlaySteel FIT is our most popular playground line. Designed specifically to fit your space, fit your budget and fit your needs. We have many designs to choose from or work with a representative to design your own.



## 136 - Hill Slides

Who doesn't love a super exciting hill slide? We've put together a few varieties of hill slides to help you choose one that meets the conditions of your hill that is just begging to have a hill slide added to it.



## 138- Geodes

Geodes are not just climbers. Children use play ropes more than you can imagine—climbing is just the beginning.



## 140 - PlayTots

Check out our popular PlayTots playground line. It's colorful, fun, and perfect for the 2-5 age group.



## 36 - Deck Free Playgrounds

Henderson's Deck Free playgrounds prioritize physical activity such as climbing, jumping, balance, coordination, and brachiating.



## 42 - PlaySteel MAX

Maximize versatility, accessibility, and component selection with PlaySteel MAX, Henderson's premium play system. PlaySteel MAX is large and in charge and has our most extensive decks, our most durable posts, and our largest selection of play components.



## 65 - Mighty Shade

Mighty Shades work with our PlaySteel MAX and PlaySteel FIT product lines. Shade is essential in hot areas with the unrelenting sun. Help protect children from heat and harmful UV rays while enjoying outdoor play under a Mighty Shade playground.



## 146 - Dinosaur Digs and Concrete Climbers

Discover genuine dinosaur digs cast from original dinosaur bones. Exciting and educational. We also offer a variety of concrete climbers and other play features that will impress every child.



## 152 - Motion Toys

Kids love motion! We love making them. Please choose from our most famous selection of motion toys designed for one or multiple users.



## 160 - Freestanding Equipment

Are you looking for the perfect way to complete your playground? Henderson offers loads of innovative freestanding play events and stand-alone play items.



## 74 - PlaySteel MAX and FIT Components

Are you interested in designing your playground? Change our designs with play components of your choice. Please review the variety of play events we have to make your new playground uniquely yours alone.



## 126 - Orbis

Orbis is our modern playground line with a focus on fitness. Kids love the Orbis, often choosing it over traditional playgrounds to play on. You can't go wrong—each one is a proven winner with children.



## 130 - Obstacle Courses

Our obstacle courses meet the challenging physical needs of the 13+ age market. People can race against themselves, try to beat their best times, or improve their abilities on the more demanding events.



## 170 - Swings

Are you looking for the most iconic play event ever? Well, you found them. Swings are fundamental to any play environment. Henderson has lots of styles and sizes to meet your playground swing needs.



## 174 - Introducing Vista Furnishings

Working with experts in the site furnishing industry, Henderson Recreation has designed, developed, and manufactured high-quality site furnishings called Vista Furnishings.

## 176 - Warranty and Terms

You can find all the technical warranty, terms, and industry affiliations here.

## 177 - Color Options

Do you want to get colorful or have the perfect color selection to meet your specific needs? Henderson has so many colors to choose from; have fun selecting your colors for your next playground project.



Check out all our new components for 2022. We introduced lots of new play events that can help you create some exciting and fun playgrounds. We have new overheads, climbers, concrete mushrooms, post toppers, links, motion toys, panels, etc.



**Tower Access Climber**  
Climb our exciting Tower Access Climber up a rope matrix inside a steel and HDPE frame to arrive at the higher deck level.



**Red & White Mushroom Stepper**  
Our GFRC mushroom steppers designed by artists provide a fun place for kids to hop or jump across, sit or hang out. They can be easily functionally linked with other play events.



**Large Boulder**  
Add some fun cost effective rock climbing with our Large and Medium Boulders. Combine with other nature elements.  
Dimensions - 4'-5" long (1.3m), 4' wide (1.2m) 23" tall (0.6m)



**Log Bench**  
Add a fun and quiet place children can sit down and talk. They can also challenge their balancing skills walking across the Log Bench.



**Soccer Topper**  
Are you looking for a soccer-themed playground? Or is the playground going to be near a soccer park? Then add this fun and creative detail to your support posts to give the playground an extra bit flare.



**Baseball Topper**  
Are you looking for a baseball-themed playground? Or is the playground going to be near a baseball park? Then add this creative and fun baseball glove to your support posts to give the playground a baseball theme look and feel. Match with the baseball bat panel to complete the look.



**Squirrel Topper**  
Where's the squirrel!? Up the tree or running along the branch? No, this friendly squirrel is climbing straight up the support post. Add a little surprise for the younger children to notice squirrels climbing the playground just like they are doing.



**Caterpillar Topper**  
Who's inching up the playground post today? Look, it's a happy caterpillar climbing the post.



**Feather Topper**  
A feather floating in the air, our feather topper provides a fun additional feature to plain support posts.

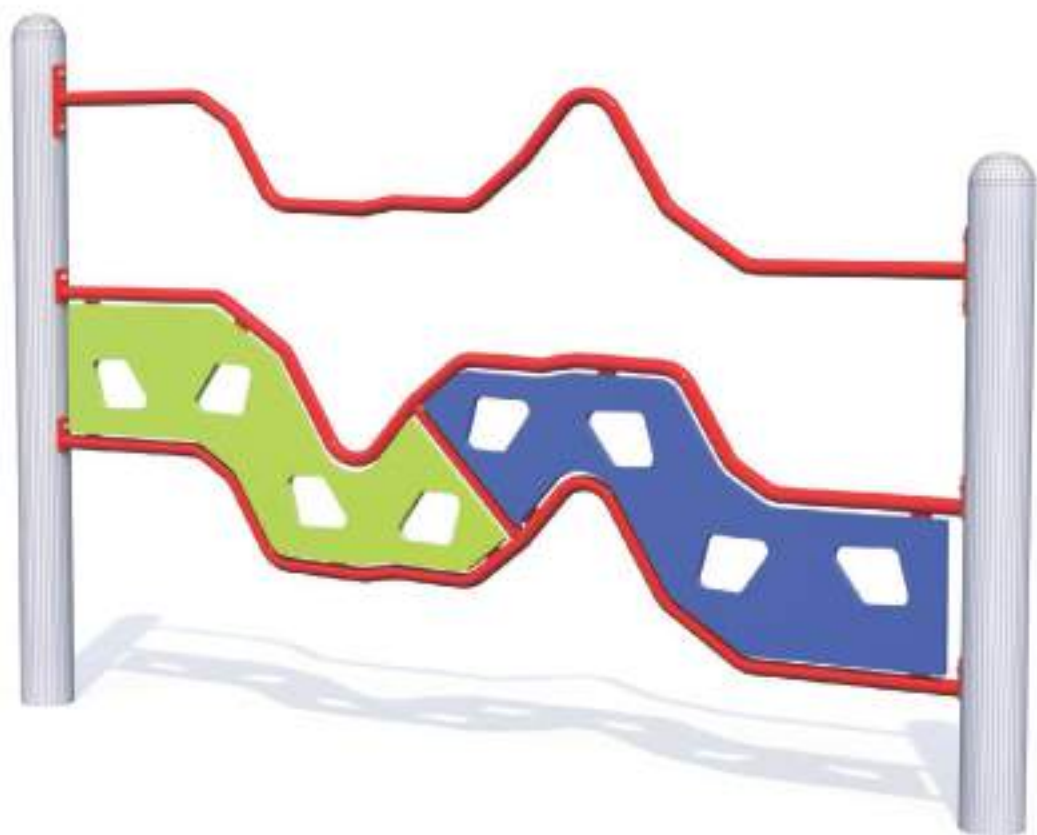


**Slant Roof**  
Add a unique recycled plastic slanted roof over your playground structure to give it a rustic look. Children can imagine playing in an old cabin in the woods they designed.

**Double Slant Roof\***  
A double version of our slanted roof designed to go over two square decks. \*Top right image.








### Mosaic Link

Traverse the challenging divide the Mosaic Link provides between two support posts. Children can weave between each side or up and over for an extra challenge on this unique curvy link.



### Peak Overhead

The Peak Overhead provides multiple grip angles at varying heights, creating a challenging overhead event beyond your typical overhead ladder.



### Pinnacle Overhead

Can you cross the Pinnacle Overhead? The dispersed rungs at different angles and heights truly challenge a child's ability to twist their body to cross it. The Pinnacle Overhead is more challenging than any simple linear or curved overhead.




### Double Leaf Climber

Double the climbing space of the Single Leaf Climber allows more room to play and climb around. The Leaf climber can be functionally linked with other Leaf climbers or attached to a playground.



### Single Leaf Climber

This versatile, fun, and challenging climber can be functionally linked with other Leaf climbers or added to playground support posts.



### Three Leaf Climber

Maximum climbing space on our largest Leaf Climber. Children can climb up, over, or around this challenging link or combine it with double and single leaf climbers to create climbing clusters.



### Wrap Around Leaf Climber

There are two ways to access the same deck with our Wrap Around Leaf Climber.



### Vertical Leaf

The vertical Leaf Climber is a great and fun way to challenge kids to climb vertically onto a deck. You can use the versatile Vertical Leaf climber on exterior support posts, access a deck, or freestanding individually or in groups.



### Leaf Link

Traverse the distance between decks with the demanding Leaf Link. Navigate through the twists, turns to arrive on the other side.





### Junior Climber

Our Junior climber provides a fun graduated low to the ground climbing experience for younger kids. Weaving in and out over makes this climber more challenging.



### 12FT Arch Overhead

Some children are little monkeys, and a standard horizontal overhead provides only a little challenge. Our 12ft Arch Overhead provides 12 rungs arranged over an arch for added challenge. Attach to a playground or leave it freestanding. This overhead is more challenging to swing across.



### Triangle Link between Decks

Children can challenge themselves to climb through or over the hanging triangle components between two low-level decks.



### Standing Rocker

The Standing Rocker is a blast to ride. Self-leveling brings the Rocker back to the center, unlike teeter-totters. Non-skid foot pads provide extra foot grip.



### Baseball Panel

The baseball theme panel shows a rack of baseball bats, perfect for any budding baseball sports fan or as an addition to a sports-themed playground.



### Frog Hopper

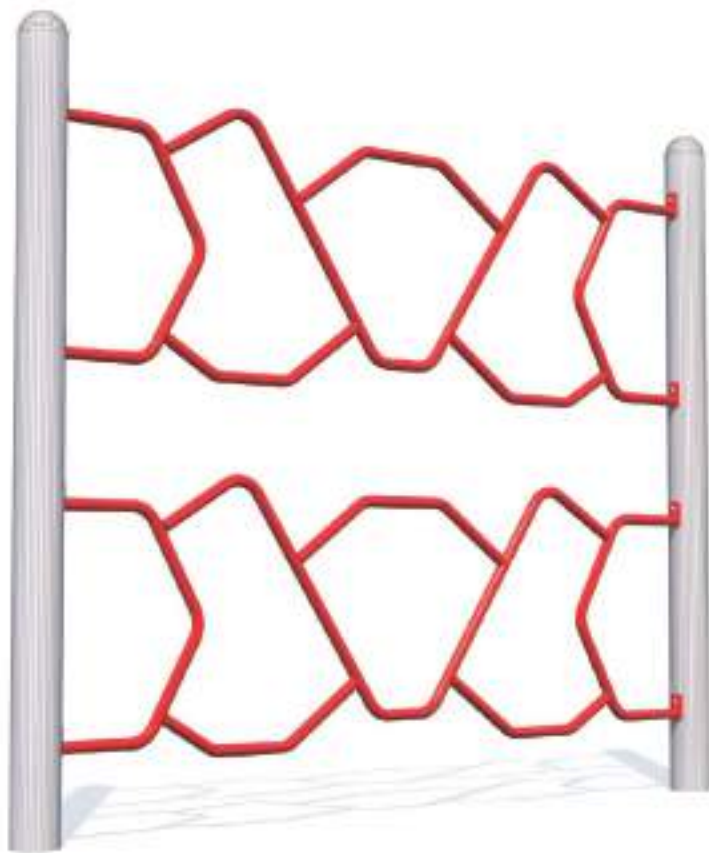
We've all played leapfrog as a kid, but our Frog Hopper takes it to another level as children can climb from the front or the back of this Frog Hopper. The back of the frog has plastic rock grips to help climb.



### 6ft Balance Beam

This shorter version of our balance beam works excellent in any playground by itself, functionally linked with other play events, or used in smaller challenge or fitness courses.





### Double Hexagonal Link

There are so many ways for kids to explore this climbing link up, across, around, and through. The route they take is up to them and their abilities.



### Quad Bedrock

The Quad Bedrock climber is a larger version of the Double Bedrock. Perfect as a freestanding climber in a playground or as a double lane obstacle or fitness challenge course.



### Double Bedrock

The Double Bedrock climber is at home in a playground or used in an obstacle or fitness challenge course. Two Bedrock climbers placed end to end provides a fun and challenging up and over climbing experience.



### Rest Stop

Hang out, swing around, use it as a focal point or safe zone in a game of tag on the playground. The Rest Stop can be so many things to kids. It is often used in a series of functionally linked play events.



### Teepee

Climb up and over one side and down the other on our new Teepee climber. Children can also climb onto the center of the Teepee to hang out or challenge themselves to climb out from the inside.



### Hexagonal Link

The Hexagonal Link provides various shapes and angles to challenge children to traverse to the other side. A great play event for children 2 to 5 years of age to climb at lower levels close to the ground.



### Zigzag Rope Balance Link

Zig and Zag around the support ropes while balancing on the zigzagging bar. Swinging your body outwards around the ropes will make this link more fun and challenging.



### Jeep Buggy on Springs

Add springs to our Jeep, and children are in for a fun ride. Sway bars at the back can help parents rock this motion toy to create a bump and fun ride for the kids as they pretend to drive across the dunes or rocky roads.



### Buggy on Springs

Springs turn our Buddy Buggy into a thrilling ride. Hold on because there are no seats in this Buggy.



### Mars Rocket Motion Toy

Race to Mars on our Mars Rocket Motion Toy. Every time, you will win the race with your imagination—designed for one astronaut.





### Crawler Climber

Alternating curved rungs and bent supports provides a new challenging climb to test children's climbing skills.  
Deck Heights- 4,5,6,7ft (1.2,1.5,1.8,2.1m)



### Altitude Climber

Climb high and outwards from the platform on this challenging and exciting new climber. Use the Altitude Climber as a challenging way to access a deck or attach to a support post to create a vertical climbing experience.



### Tree Branch Climber

Twisted and undulating metal branches aligned in a vertical plane challenge children as they climb to the top of the deck.  
Deck Heights- 4,5,6,7, 8ft (1.2,1.5,1.8,2.1, 2.4m)



### Net Weave

A vertical climbing net with two large openings that kids can use to transition to the opposite side makes this net more fun and versatile than a traditional vertical net.



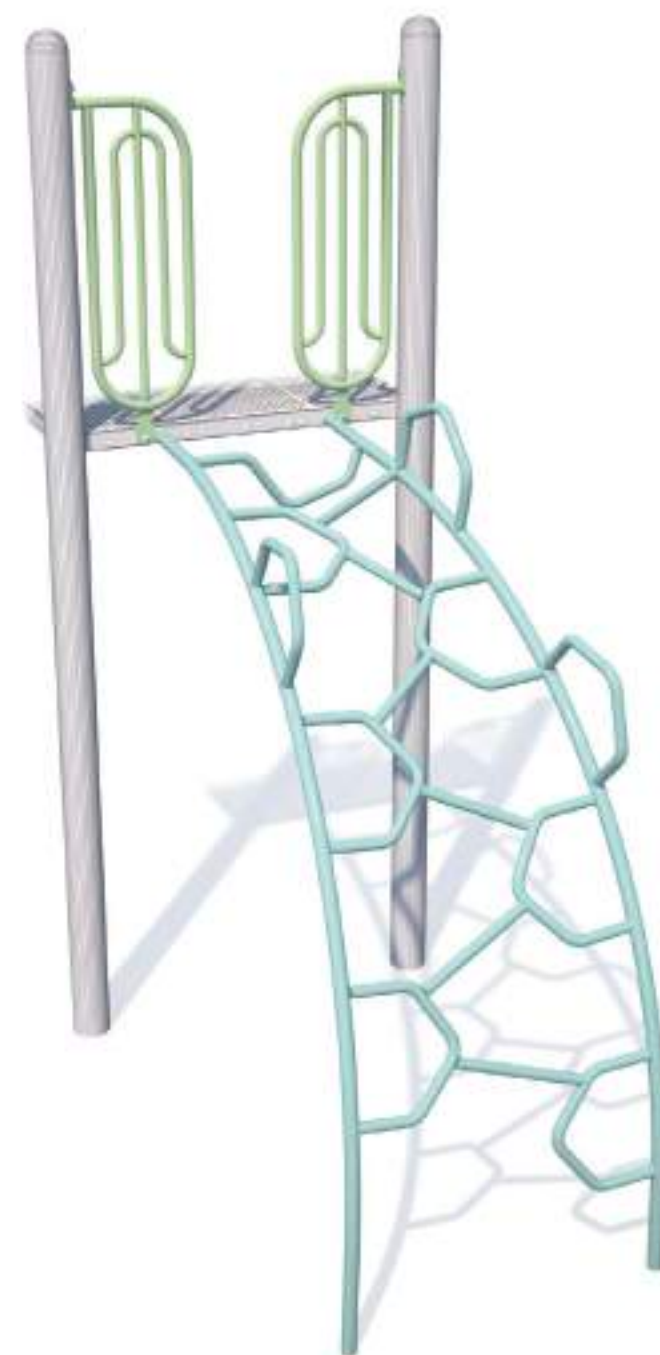
### Overlook with Seat

The Overlook is an enclosure barrier used on high or low decks that children can sit in and survey the playground and surrounding area. The seat is made from curved bars and provides a thrilling view straight down.



### Peak and Valley Link

The Peak and Valley link provides multiple climbing challenges as children navigate through or over this climbing link.



### Stegosaurus Climber

It's challenging to climb to the top of this giant dinosaur climber with the bent pipe going in many directions. Kids will be thrilled to conquer and climb the back of this Stegosaurus Climber as it gets more challenging near the top.



# The Perfect Playground Fit

Looking for a playground that's a perfect fit for a tight space and tight budget? Look no further than PlaySteel FIT. Your dollar will go further with smart, cost-saving designs that don't sacrifice any play value. PlaySteel FIT features almost all of the same great components as our larger products with smaller decks and posts to keep costs lower. PlaySteel FIT is everything you need in a playground at a price you desire.

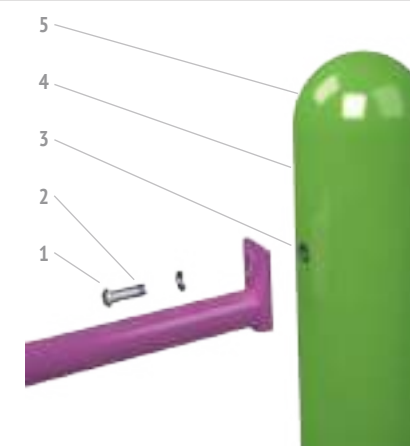


## Quality Built In

Henderson is an ISO 9001 registered and a CWB certified welding facility. Quality control is built into every product we manufacture. As a lean manufacturer we don't start making your product until it's ordered. We don't stock product which saves waste and that translates into better cost savings for you.

## Designed by Experts

Kids are our number one priority and our sales staff and representatives are trained to help you find the best play environment to suit your needs for them. Need a playground to fit a particular site? Want to customize your playground? Just talk to our representatives to get the ball rolling.



## Bolt-N-Go Technology

1. 304 alloy stainless steel tamper-resistant TORX® head bolts provide superior vandal resistance
2. Microspheres® thread-coating keeps bolts tight
3. Bolt-N-Go uprights arrive pre-threaded and ready to receive components
4. PlaySteel FIT uprights are 3.5" O.D. x 13 gauge galvanized steel for superior strength and durability
5. Durable cast-aluminum post caps





Model # B309200\*

MODEL	AGES	USE ZONE	EVENTS	USERS	ADA	ANNEX H	CAN/CSA Z614	ASTM F1487	CPSC PUB.325
B309200*	5-12	59' x 35' (18.0 x 10.7m)	26	60	•	•	•	•	•

\*Swings sold separately





Model # B309175

MODEL	AGES	USE ZONE	EVENTS	USERS	ADA	ANNEX H	CAN/CSA Z614	ASTM F1487	CPSC PUB.325
B309175	5-12	40'-11" x 39'-4" (12.5 x 12.0m)	26	38	•	•	•	•	•





Model # B309174

MODEL	AGES	USE ZONE	EVENTS	USERS	ADA	ANNEX H	CAN/CSA Z614	ASTM F1487	CPSC PUB.325
B309174	5-12	49'-11" x 39'-4" (15.2 x 12.0m)	30	55	•	•	•	•	•





Model # B309176

MODEL	AGES	USE ZONE	EVENTS	USERS	ADA	ANNEX H	CAN/CSA Z614	ASTM F1487	CPSC PUB.325
B309176	5-12	49'-5" x 50'-1" (15.1 x 15.3m)	22	49			•	•	•





Model # B309177

MODEL	AGES	USE ZONE	EVENTS	USERS	ADA	ANNEX H	CAN/CSA Z614	ASTM F1487	CPSC PUB.325
B309177	5-12	45'-2" x 42' (13.8 x 12.8m)	22	55			•	•	•





Model # B309186

MODEL	AGES	USE ZONE	EVENTS	USERS	ADA	ANNEX H	CAN/CSA Z614	ASTM F1487	CPSC PUB.325
B309186	5-12	40' x 36' (12.2 x 11.0m)	17	32	•	•	•	•	•





Model # B309211

MODEL	AGES	USE ZONE	EVENTS	USERS	ADA	ANNEX H	CAN/CSA Z614	ASTM F1487	CPSC PUB.325
B309211	5-12	61'-6" x 40'-5" (18.7 x 12.3m)	23	54			•	•	•





Model # B309178



Model # B309187



Model # B309179



Model # B309188

MODEL	AGES	USE ZONE	EVENTS	USERS	ADA	ANNEX H	CAN/CSA Z614	ASTM F1487	CPSC PUB.325
B309178	5-12	34'-11" x 34'-6" (10.6 x 10.5m)	12	30	•	•	•	•	•
B309179	5-12	38'-3" x 24'-3" (11.7 x 7.4m)	11	24	•	•	•	•	•
B309187	5-12	39'-4" x 37'-6" (12.0 x 11.4m)	16	35	•	•	•	•	•
B309188	5-12	41'-10" x 39' (12.8 x 11.9m)	17	35	•	•	•	•	•





Model # B309180



Model # B309189

Model # B309181

Model # B309190



MODEL	AGES	USE ZONE	EVENTS	USERS	ADA	ANNEX H	CAN/CSA Z614	ASTM F1487	CPSC PUB.325
B309180	2-5	30' x 28'-3" (9.1 x 8.6m)	13	27			•	•	•
B309181	5-12	32'-4" x 32'-11" (9.9 x 10.0m)	8	12	•	•	•	•	•
B309189	2-5	34'-8" x 32'-7" (10.5 x 9.9m)	19	42	•	•	•	•	•
B309190	5-12	34'-4" x 48'-7" (10.5 x 14.8m)	21	42	•	•	•	•	•





Model # B309212



Model # B309191

Model # B309182



Model # B309192



MODEL	AGES	USE ZONE	EVENTS	USERS	ADA	ANNEX H	CAN/CSA Z614	ASTM F1487	CPSC PUB.325
B309212	2-5	23'-3" x 21'-5" (7.1 x 6.5m)	6	13	•	•	•	•	•
B309182	5-12	36'-5" x 38' (11.1 x 11.6m)	15	38			•	•	•
B309191	2-5 / 5-12	36'-5" x 27'-11" (11.1 x 8.5m)	16	39			•	•	•
B309192	5-12	40'-3" x 42'-1" (12.3 x 12.8m)	24	46	•	•	•	•	•

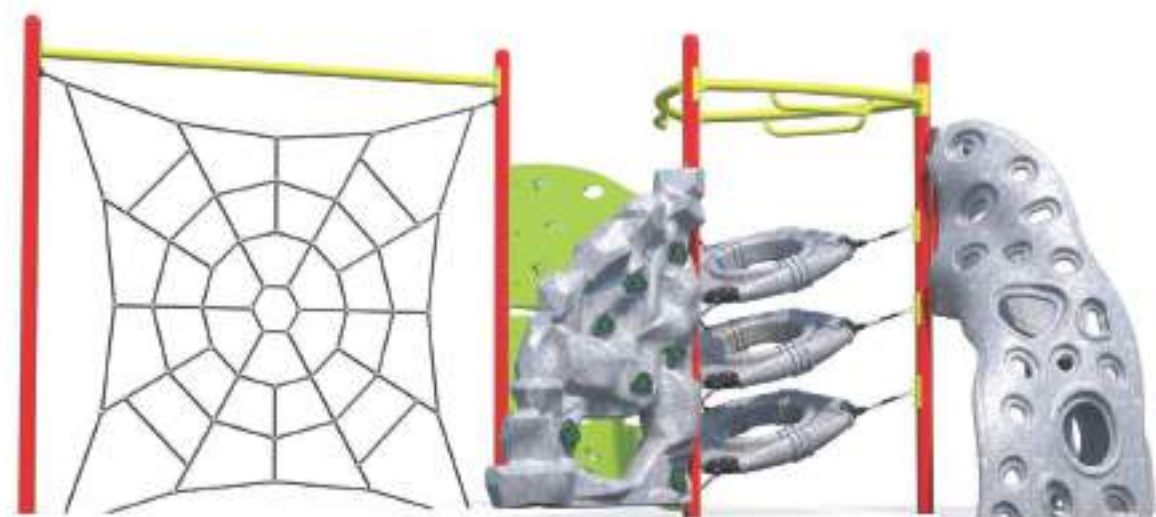




Model # B309201

MODEL	AGES	USE ZONE	EVENTS	USERS	ADA	ANNEX H	CAN/CSA Z614	ASTM F1487	CPSC PUB.325
B309201	5-12	53'-7" x 48'-4" (16.3 x 14.7m)	47	55			•	•	•





Model # B309213



Model # B309185



Model # B309215



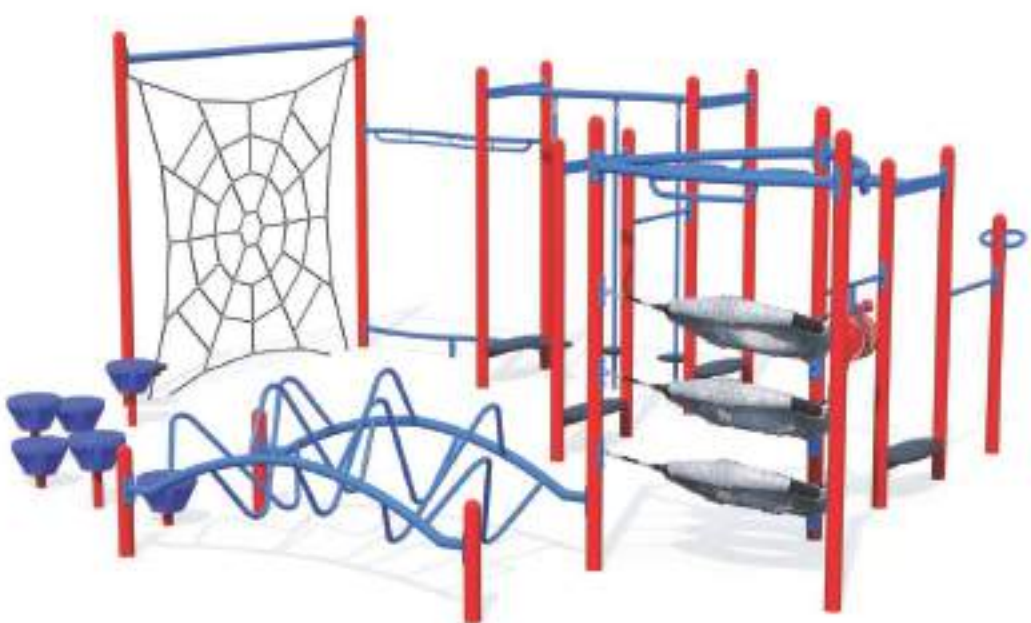
Model # B309184

MODEL	AGES	USE ZONE	EVENTS	USERS	ADA	ANNEX H	CAN/CSA Z614	ASTM F1487	CPSC PUB.325
B309213	5-12	25'-4" x 31'-3" (7.7 x 9.5m)	7	16			•	•	•
B309215	5-12	47'-6" x 43'-1" (14.5 x 13.1m)	17	43			•	•	•
B309185	5-12	43'-6" x 36'-6" (13.3 x 11.1m)	16	31			•	•	•
B309184	5-12	29'-6" x 29'-8" (9.0 x 9.0m)	14	22			•	•	•





Model # B309217



Model # B309219



Model # B309218



Model # B309220

MODEL	AGES	USE ZONE	EVENTS	USERS	ADA	ANNEX H	CAN/CSA Z614	ASTM F1487	CPSC PUB.325
B309217	5-12	53'-5" x 28'-5" (16.3 x 8.7m)	22	46			•	•	•
B309218	5-12	44' x 31'-1" (13.4 x 9.5m)	16	34			•	•	•
B309219	5-12	35'-2" x 33'-4" (10.7 x 10.2m)	16	26			•	•	•
B309220	5-12	64'-10" x 40'-8" (19.8 x 12.4m)	38	62			•	•	•






# PlaySteel MAX

You can't go wrong with PlaySteel MAX. It's our premier playground line that features all the durability, product selection, size, and accessibility you'll need. Maximize your play environment with PlaySteel MAX today.



**Rust Protection**  
Henderson uses only premium quality galvanized steel, which offers superior rust protection. After welding we in-line zinc powder coat all welded areas and cut ends to offer you the best in anti-rust protection. Our process is superior to base coat or primer coats systems which are merely just another coat of paint.

**Designed by Experts**  
Kids are our number one priority and our sales staff and representatives are trained to help you find the best play environment to suit your needs for them. Need wheelchair accessibility or a playground to fit a particular site? Want to customize your playground? Just talk to our representatives to get the ball rolling.



- Bolt-N- Go Technology**
- 1. 304 alloy stainless steel tamper-resistant TORX® head bolts provide superior vandal resistance
  - 2. Microspheres® thread-coating keeps bolts tight
  - 3. Bolt-N-Go uprights arrive pre-threaded and ready to receive components
  - 4. PlaySteel MAX uprights are 5" O.D. x 11 gauge galvanized steel for superior strength and durability
  - 5. Durable cast-aluminum post caps





Model # B504295

MODEL	AGES	USE ZONE	EVENTS	USERS	ADA	ANNEX H	CAN/CSA Z614	ASTM F1487	CPSC PUB.325
B504295	5-12	43'-4" x 48'-3" (13.2 x 14.7m)	23	58	•	•	•	•	•





Model # B504296

MODEL	AGES	USE ZONE	EVENTS	USERS	ADA	ANNEX H	CAN/CSA Z614	ASTM F1487	CPSC PUB.325
B504296	5-12	63'-9" x 67'-1" (19.4 x 20.4m)	34	91	•	•	•	•	•





Model # B504283

MODEL	AGES	USE ZONE	EVENTS	USERS	ADA	ANNEX H	CAN/CSA Z614	ASTM F1487	CPSC PUB.325
B504283	5-12	60'-8" x 43'-3" (18.5 x 13.2m)	25	58	•	•	•	•	•





Model # B504284

MODEL	AGES	USE ZONE	EVENTS	USERS	ADA	ANNEX H	CAN/CSA Z614	ASTM F1487	CPSC PUB.325
B504284	5-12	50'-3" x 53'-6" (15.3 x 16.3m)	40	106			•	•	•





Model # B504285

MODEL	AGES	USE ZONE	EVENTS	USERS	ADA	ANNEX H	CAN/CSA Z614	ASTM F1487	CPSC PUB.325
B504285	5-12	52'-8" x 39'-8" (16.0 x 12.1m)	22	44			•	•	•





Model # B504286

MODEL	AGES	USE ZONE	EVENTS	USERS	ADA	ANNEX H	CAN/CSA Z614	ASTM F1487	CPSC PUB.325
B504286	5-12	43'-8" x 37'-9" (13.3 x 11.5m)	14	29	•	•	•	•	•





Model # B504287

MODEL	AGES	USE ZONE	EVENTS	USERS	ADA	ANNEX H	CAN/CSA Z614	ASTM F1487	CPSC PUB.325
B504287	5-12	74'-2" x 42'-3" (22.6 x 12.9m)	41	99	•	•	•	•	•





Model # B504297

MODEL	AGES	USE ZONE	EVENTS	USERS	ADA	ANNEX H	CAN/CSA Z614	ASTM F1487	CPSC PUB.325
B504297	5 to 12	61'-8" x 46'-7" (18.8 x 14.2m)	19	42	•	•	•	•	•





Model # B504298

MODEL	AGES	USE ZONE	EVENTS	USERS	ADA	ANNEX H	CAN/CSA Z614	ASTM F1487	CPSC PUB.325
B504298	5-12	52'-1" x 38'-8" (15.9 x 11.8m)	23	35	•	•	•	•	•





Model # B504299



Model # B504302

Model # B504300



Model # B504303



MODEL	AGES	USE ZONE	EVENTS	USERS	ADA	ANNEX H	CAN/CSA Z614	ASTM F1487	CPSC PUB.325
B504299	2-12	33'-3" x 31'-7" (10.1 x 9.6m)	8	23	•	•	•	•	•
B504300	5-12	39'-3" x 33'-6" (12.0 x 10.2m)	9	19	•	•	•	•	•
B504302	2-5	21'-8" x 28'-7" (6.6 x 8.7m)	7	13			•	•	•
B504303	5-12	38'-3" x 37'-2" (11.7 x 11.3m)	9	24	•	•	•	•	•





Model # B504304

MODEL	AGES	USE ZONE	EVENTS	USERS	ADA	ANNEX H	CAN/CSA Z614	ASTM F1487	CPSC PUB.325
B504304	5 to 12	45'-11" x 36'-1" (14.0 x 11.0m)	17	34	•	•	•	•	•





Model # B309225

MODEL	AGES	USE ZONE	EVENTS	USERS	ADA	ANNEX H	CAN/CSA Z614	ASTM F1487	CPSC PUB.325
B309225	5 to 12	36'-1" x 41'-0" (11.0 x 12.5m)	16	40			•	•	•





Powered by  
**Berliner**  
Berliner Seilfabrik Rope Technology since 1865

Model # B504310

MODEL	AGES	USE ZONE	EVENTS	USERS	ADA	ANNEX H	CAN/CSA Z614	ASTM F1487	CPSC PUB.325
B504310	5 to 12	67'-11" x 58'-5" (20.7 x 17.8m)	22	71	•	•	•	•	•





Model # B306606

MODEL	AGES	USE ZONE	EVENTS	USERS	ADA	ANNEX H	CAN/CSA Z614	ASTM F1487	CPSC PUB.325
B306606	5 to 12	52' x 39' (15.8 x 11.9m)	27	62	•	•	•	•	•





Model # B309232



Model # B309235

Model # B309233



Model # B309236



MODEL	AGES	USE ZONE	EVENTS	USERS	ADA	ANNEX H	CAN/CSA Z614	ASTM F1487	CPSC PUB.325
B309232	5-12	41' x 32' (12.5 x 9.8m)	12	24	•	•	•	•	•
B309233	5-12	31'-4" x 22'-9" (9.6 x 6.9m)	9	21	•	•	•	•	•
B309235	5-12	35'-4" x 28'-1" (10.8 x 8.6m)	11	24	•	•	•	•	•
B309236	5-12	38'-8" x 26'-9" (11.8 x 8.2m)	11	24	•	•	•	•	•



# PlaySteel MAX & FIT Play Events



## Challenging and Fun

Children learn to challenge not only their bodies but their minds as well. Traverse amazing climbers, cross difficult overheads, challenge friends on maze wheels or the boogie board. So many events and fun things to do children will never realize they are expanding their minds and exercising their bodies.

## Where Friends & Family Come Together

Playgrounds are where communities connect. It's the place to bring your friends or meet new ones. Lasting friendships are often built here. Who remembers those wonderful games of tag as a kid?



## Social and Quiet Spaces

Lots of components provide quiet places to escape the hustle and bustle of the main playground. Other components are magnets for kids to gather like the playcounter shown here. Take a look at our component sections to see the play events you're interested in for your playground.





**Starglide Slide Snake Left or Right**  
This snake-curved slide is popular with kids.  
Deck Heights- 7,8ft (2.1,2.4m)



**Starglide Slide Straight**  
A straight, but versatile slide.  
Deck Heights- 3,4,5,6,7,8ft (0.9,1.2,1.5,1.8,2.1,2.4m)



**Starglide Slide Turn Left or Right**  
The dramatic curve on this slide delivers the fun.  
Deck Heights- 7,8ft (2.1,2.4m)



**Double Stainless Slide**  
Two sliding lanes on this stainless slide doubles the fun. Kids can race each other or slide down together with their friends.  
Deck Heights- 3,4,5ft (0.9,1.2,1.5m)



**Wavy Stainless Slide**  
The wavy bump makes this stainless slide extra fun.  
Deck Heights- 5ft (1.5m)



**Triple Starglide**  
A super cool triple slide that children can race down to the bottom.  
Deck Heights- 5,6,7,8ft (1.5,1.8,2.1,2.4m)



**Bannister Rails**  
A classic is back. Bannister rails provide a challenging and fun slide-type ride.  
Deck Heights- 4ft (1.2m)



**Starglide Slide Veer Left**  
A versatile left- or right-veering slide.  
Deck Heights- 5,6,7,8ft (1.5,1.8,2.1,2.4m)



**Big Curve Slide**  
This right-curving poly slide adds an exciting twist to traditional playground design.  
Deck Heights- 5ft (1.5m)



**Single Stainless Slide**  
Our traditional straight slide has a durable stainless steel slide bed.  
Deck Heights- 3,4,5,6ft (0.9,1.2,1.5,1.8m)



**3ft Twister Slide**  
This right-turning Twister Slide is ideal for a preschool play structure and any playground with younger children.  
Deck Heights- 3ft (0.9m)



**4ft Twister Slide**  
Our 4ft Twister is fun. It's suitable for all ages.  
Deck Heights- 4ft (1.2m)





Spiral Slide

A spiral slide is always a playground favorite. This two-piece poly slide includes a custom deck and rails.  
Deck Heights- 6ft (1.8m)



Wave Slide

A rippled slide bed gives children a new and different sliding experience.  
Deck Heights- 4,5,6



Double Tot Slide

Side-by-side slides are fantastic for encouraging cooperative play and friendly competition. Short and steep makes this slide super fun.  
Deck Heights- 3ft (0.9m)



Double Dare Slide

Two distinct rides in one fantastic slide.  
Deck Heights- 5ft (1.5m)



Double Scoop Slide

Two slides in one are fun for playmates and encourage cooperative play.  
Deck Heights- 4ft (1.2m)



Single Slide 2ft

Our 2ft high Single Slide is a perfect low-level slide for the little adventurers.  
Deck Heights- 2ft (0.6m)



SuperSlide Curved Right

Kids love the full-tube entrance combined with an open, curving slide bed.  
Deck Heights- 4,5,6,7ft (1.2,1.5,1.8,2.1m)



SuperSlide Curved Left

Our SuperSlide is an excellent slide with a fully enclosed entrance for safety, Curving to the left.  
Deck Heights- 4,5,6,7ft (1.2,1.5,1.8,2.1m)



SuperSlide Open

A full-tube entrance and an open slide bed add excitement to this sliding experience.  
Deck Heights- 4,5,6,7ft (1.2,1.5,1.8,2.1m)



SuperSlide Spiral

Nothing beats our SuperSlide for a thrilling, fully-enclosed poly spiral slide.

Deck Heights- 7,8ft (2.1,2.4m)



Starglide Slide Veer Right

Our Starglide slide that can veer left or right is always a popular slide with kids.

Deck Heights- 5,6,7,8ft (1.5,1.8,2.1,2.4m)





Horseshoe Net Climber

The Horseshoe Net Climber provides ample climbing room for multiple users. Two cable climbing nets provide a large climbing area. It may be used freestanding or adjoining a play structure. Decks are not required.



Ridge Rock Climber

Our plastic Ridge Rock Climber offers a great rock climbing experience at a fraction of the cost of real concrete rock climbing events. Deck Heights- 2,3,4ft (0.6,0.9,1.2m)



Intergalactic Pods

Our Intergalactic Pods offer a challenging climbing experience across the space pods aligned vertically. This climber may be used freestanding or adjoining a play structure. Decks are not required.



Ridge Rock Climber to Post

The Ridge Rock Climber can be attached to a post as a freestanding component or as a climbing event on a composite structure.




Lava Rock Climber

The twisting, flowing shape of the Lava Rock Climber provides an extra climbing challenge children will enjoy conquering. Deck Heights- 4ft (1.2m)



Lunar Climbing Wall (to Decks)

The Lunar Climbing Wall is a crescent-shaped cable climbing wall, ideal for locations where many children play on this event at once. Deck Heights- 5ft (1.5m)



Transporter

Transport yourself vertically up the non-skid plastic climbing discs. Deck Heights- 3,4,5,6,7ft (0.9,1.2,1.5,1.8,2.1m)



Spacewalk

A spiraling steel climber with non-skid plastic steps. A gentle beginners' climber. Deck Heights- 3,4,5,6,7ft (0.9,1.2,1.5,1.8,2.1m)



Spacewalk (to post)

This spiraling pod stair adds extra functionality to other climbing events. Deck Heights- 3,4,5,6,7ft (0.9,1.2,1.5,1.8,2.1m)



Meteor Burst

Double non-skid pod climbing adventure. Deck Heights- 3,4,5,6,7ft (0.9,1.2,1.5,1.8,2.1m)



Double Wave Wall x 2

A versatile and challenging climbing wall that children can traverse on both sides. A single Double Wave Wall includes only two panels. The above play event has two Double Wave Walls attached.





Wormhole Climber

With so many options for use, it's no wonder children love this flexible cable climbing cylinder. Features three connection nodes for the attachment of arches and play components. The Wormhole maintains open sight lines for ease of supervision.



Lizard Climber

Scramble up our challenging Lizard Climber to make it to the top. An all-steel climber with evenly spaced rungs both front and back.  
Deck Heights- 3,4,5ft (0.9,1.2,1.5m)



Meteor Shower

This set of three climbers can be enjoyed in many different ways and equipped with non-skid plastic climbing disks.  
Deck Heights- 3,4,5,6,7ft (0.9,1.2,1.5,1.8,2.1m)



Aurora Climber

Children can traverse from post to post on this elevated Aurora Climber. Climbers can tackle it from the inside or outside with enough space to weave in and out.



Rudder Climber

HDPE plastic cutouts on a vertical steel climbing frame provide a rewarding but challenging climb to the top.  
Deck Heights- 3,4,5,6,7ft (0.9,1.2,1.5,1.8,2.1m)



Fredrock Climber

Ascend the Fredrock Climber over the unique shapes to access the deck. A roto-molded plastic climber offers a solid climbing surface that's easier for younger children to use.  
Deck Heights- 4,5ft (1.2,1.5m)



Mineshaft Climber

The little miners have to somehow climb out of the Mineshaft, and our Mineshaft climber provides an opportunity to climb inside and outside, a versatile climb experience.  
Deck Heights- 3,4,5,6,7ft (0.9,1.2,1.5,1.8,2.1m)



Stepping Pod Climber

Our Stepping Pod provides quick access to a deck for kids to traverse.  
Deck Heights- 3,4ft (0.9,1.2m)



Lateral Climber

This challenging climber offers a side-to-side climbing motion to make it to the deck.  
Deck Heights- 4,5,6,7ft (1.2, 1.5,1.8,2.1m)



Double Wave Wall

Two vertical wave walls allow kids to climb this fun and challenging climber on either side.  
Deck Heights- 4,5,6ft (1.2,1.5,1.8m)





Handi-Hold Climber

Our Handi-Hold Climber is a favorite among kids. Deck Heights- 3,4,5,6,7ft (0.9,1.2,1.5,1.8,2.1m)



Bubble Climber

Bursting with bubbles, this whimsical steel climber looks great on any playground. Deck Heights- 3ft (0.9m)



Ship's Ladder

The traditional Ship's Ladder is back—a challenging chain and pipe ladder that moves and flexes with the users' motion.



Eco Climber

Styled after a child's tree fort ladder, the Eco Climber provides the same moving free climb as the Ship's Ladder but uses more significant hand, and foot supports made of durable recycled plastic.



Palm Leaf Climber

A challenging palm leaf-shaped climber that gets progressively more difficult as children climb higher up. Deck Heights- 3,4,5ft (0.9,1.2,1.5m)



Rappel Wall

HDPE non-skid climbing surface with cleats and a cable rope for climbing up and rappelling down. Deck Heights- 3,4,5,6,7ft (0.9,1.2,1.5,1.8,2.1m)



Hill Top Climber

The Hill Top Climber provides shallow rungs for an extra challenge. Deck Heights- 2,3,4ft (0.6,0.9,1.2m)



Tower Climber

The Tower Climber offers a challenging ladder-style climb with alternating rungs. Deck Heights- 3,4,5,6,7ft (0.9,1.2,1.5,1.8,2.1m)



Corkscrew Climber

Children enjoy this two-in-one steel climber and twirling slide ride. Deck Heights- 3,4,5,6,7ft (0.9,1.2,1.5,1.8,2.1m)



PlayFort Rappel Wall

A fun PlayFort version of the classic rappel wall climber. Combine with other PlayFort products to create a playground that looks like kids made it. Deck Heights- 5ft (1.5m)



Up and Down Climber

Non-skid plastic provides good traction for feet, while the triangle shapes offer climbable hand gripping areas for children to conquer this play event. Deck Heights- 4,5,6,7ft (1.2, 1.5,1.8,2.1m)



Satellite Climber

Alternating rectangular rungs distinguish this all-steel vertical climber. Deck Heights- 3,4,5,6,7ft (0.9,1.2,1.5,1.8,2.1m)





Cluster Climber

The Cluster Climber provides a challenging climbing event with various straight and curved bars.



Sunshine Climber

A sunny steel climber for multiple users. For use freestanding or adjoining a play structure.



Vertical Arc Climber

A vertical ladder will challenge advanced climbers as it arches towards the deck.  
Deck Heights- 4,5,6ft (1.2,1.5,1.8m)



Crescent Moon Climber

The Crescent Moon Climber delivers a vertical climbing arch that challenges the best climbers. A great addition to any playground. HDPE non-skid plastic construction adds extra traction for climbing and gripping.  
Deck Heights- 4,5,6ft (1.2,1.5,1.8m)



Funnel Net Climber

The Funnel Net Climber provides a challenging vertical climbing experience with flexible ropes. Children can enter the front of the climber at ground level and climb the interior of the Funnel Net Climber to access the top.  
Deck Heights- 6ft (1.8m)



Jungle Net

Every kid loves a rope climb. Our Jungle net climber is a joy for kids to traverse up or down.  
Deck Heights- 3,4,5,6,7ft (0.9,1.2,1.5,1.8,2.1m)



Molecule Crescent Climber

Climb to the top of this chain reaction molecule climber.  
Deck Heights- 6ft (1.8m)



Cliff Hanger

The Cliff Hanger narrows at the top to make the climb more difficult. It includes numerous cutouts for ample climbing options.  
Deck Heights- 6ft (1.8m)



Hemisphere Climber

Our Hemisphere Climber provides a challenging climbing event for children ages 5 to 12. Children can traverse this climber on both sides.  
Deck Heights- 2, 3ft (0.6, 0.9m)



Tidal Wave

Link deck to ground level or a post with this challenging, multi-user climber.  
Deck Heights- 4,5ft (1.2,1.5m)



Cobra Climber

This steel climber with deep rungs and side rails helps boost climbing confidence.  
Deck Heights- 3,4,5,6,7ft (0.9,1.2,1.5,1.8,2.1m)





Twisted Arch Climber

The twisted arch is a challenge to climb but easy on your playground budget because no extra ground holes are required to install it.



Spiral Ladder Climber

The Spiral Ladder Climber is a great way to connect different deck heights. Connect between two, three and four decks. Great climber for kids who love to play the game grounders and other games on play equipment.

New



Net Weave

A vertical climbing net with two large openings that kids can use to transition to the opposite side makes this net more fun and versatile than a traditional vertical net.



Earth Climber

A large expansive net designed to provide ample room for multiple children to climb or just hang out.



Crawler Climber

Alternating curved rungs and bent supports provide a new challenging climb to test children's climbing skills.  
Deck Heights- 4,5,6,7ft (1.2,1.5,1.8,2.1m)



Space Ring Climber

A vertical climbing wall with space rings big enough to weave through to the other side. Can be attached to a playground or used as a freestanding climbing event.



Ring Climber

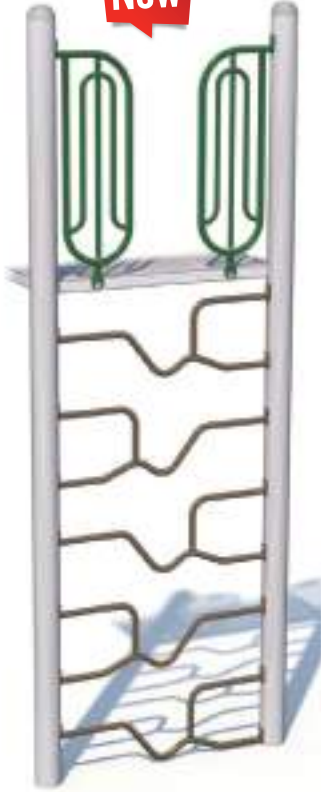
A series of metal rings provide a fun and exciting way to climb to different deck levels.  
Deck Heights- 3,4,5,6,7ft (0.9,1.2,1.5,1.8,2.1m)



Slide Pole

A classic steel play component for sliding and climbing.  
Deck Heights- 3,4,5,6,7ft (0.9,1.2,1.5,1.8,2.1m)

New



Tree Branch Climber

Twisted and undulating metal branches aligned in a vertical plane will challenge children as they climb to top of the deck.  
Deck Heights- 4,5,6,7, 8ft (1.2,1.5,1.8,2.1, 2.4m)



Side Hemisphere

The Side Hemisphere adds more climbing challenges in limited spaces by simply attaching to a post. A great way to add more fun and play value to any playground.



Rockwall Climber

An HDPE non-skid climbing surface with ergonomically designed climbing holds.  
Deck Heights- 3,4,5,6,7ft (0.9,1.2,1.5,1.8,2.1m)





Hourglass Link

A challenging vertical climbing event with moving components. A great way for children to develop their climbing skills in a fun way.



Tidal Wave Link

Links two decks separated by a 2' variance.



Twisty Link

The Twisty Link unites two decks at the same height.



Portal Link

Challenging deck-to-deck connector. This link connects two decks separated by a variance of 1' (305mm).



Camelback Link

Links two decks separated by a 1' (305mm) variance.



Vertical Triangle Link

The Vertical Triangle Link can be used between decks or as a freestanding climber on its own. Kids can climb up the side or through the center. It also makes an excellent place for kids to hang out with friends.



Triangle Link

Children can challenge themselves to climb through or over the hanging triangle components.



Vertical Net Link

The vertical Net Link connects two decks via a fun vertical climbing net.



Rib Cage Link

With alternating ribs, links two decks at the same height.



Wavy Link

The Wavy Link joins two decks at the same height across a fun weave in and out climbing experience.



"S" Link

An alternating climbing event that is most often used low to the ground.



Plastic Log Steppers

The Plastic Log Steppers are a great low-cost way to functionally link different play events on a composite playground or play equipment. Children enjoy hopping along the top of these log steppers.





Reverse Arch Link

Are you looking for a real challenge for those active kids? Look no further than the Reverse Arch Link that traverses between two decks.



Tidal Wave Link to Post

This link connects the tidal wave to a post instead of another deck, making this link more of a climbing event.  
Deck Heights: 2,3,4,5,6ft (0.6,0.9,1.2,1.5,1.8m)



Curly Link

HDPE disks with rings for traction provide a fun way to elevate children up two feet to the next level deck.



Slack Line

Heavy-duty rope with a 6-inch diameter makes for a fun and creative way to learn balance. Sit, stand and even rock on this slackline play event. Overhead top bar provided to assist balance.




Wiggle Link

The Wiggle Link connects decks separated by 4ft (1.22m). Children can climb vertically, through, or around this versatile but straightforward climbing link.



Alien Adventure Climber

A unique climber that kids can climb over, under, or even sideways on this challenging climbing component. Alien graphics decorate the climbing panels, and a nature theme version is also available.



Swiss Cheese Link

Our Swiss Cheese Link delivers a challenging link climber that connects two decks separated by a 3ft (0.9m) difference.



Up and Up Rope Link

A two-stage rope and metal climber designed so users can traverse up and down between decks separated by a 3ft (0.9m) elevation change. Two-sided climbing so more children can use it at one time.



Zigzag Rope Balance Link

Zig and Zag around the support ropes while balancing on the zigzagging bar. Swinging your body outwards around the ropes will make this link more fun and challenging.



Leapfrog Link

Non-skid plastic lily pads on a serpentine rail. Links two 1' (305mm) decks. Also available freestanding.



Crooked Net

Versatile component connects deck-to-deck and ground-to-deck. Links two 4' (1219mm) or 5' (1524mm) decks.



Log Steppers

Log Steppers are an essential natural play element that children love to traverse. Use them as an access climber to playgrounds or freestanding.  
Dimensions available - 12', 24', 36' (0.3, 0.61, 0.91m) heights.



Cobra Link

All the fun of the climber for use between decks. Links two decks separated by a 4' (1219mm) variance.



Boogie Board

Heavy-duty flexible rubber with a slight side-to-side sway makes this Boogie Board an exciting but challenging component to stand upon, but kids can also swing lightly on it. Or kids can chill out on it and use it like a hammock.



Mineshaft Link

A space-saving deck-to-deck connector. Links two decks separated by a 3' (914mm) or 4' (1219mm) variance.





270° Loop Challenge

Our 270° Loop Challenge is a smart way to add a sizeable overhead activity to any play structure. It requires only one deck at heights of 6' (152mm) through 2' (610mm).



Triple Overhead Rotator

Ideal for busy playgrounds. Extensively tested for superior performance and durability. Available freestanding or for 6' (152mm) through 2' (610mm) decks.



Zipper

Staggered rungs add an extra overhead challenge. Available freestanding or for 6' (152mm) through 2' (610mm) decks.



Snaky Trapeze Challenge

Suspended swinging grips from a serpentine beam provide an extra challenge. It is available freestanding or for 6' (152mm) through 2' (610mm) decks.



Rippled Zipper

Staggered rungs and a rippled rail for added challenge. It is available freestanding or for 6' (152mm) through 2' (610mm) decks.



270° Trapeze Challenge Overhead

We've added swinging trapeze rings on a 270° beam connecting two sides of one deck. It is available for 6' (152mm) through 2' (610mm) decks.



Track Rides

Every child enjoys the thrill of a track ride. Available in 12' (3658mm) and 8' (2438mm) long versions. It can be freestanding or used for 6' (152mm) through 2' (610mm) decks.



Loop Challenge

Staggered loops increase the challenge factor of this activity—available freestanding or for 6' (152mm) through 2' (610mm) decks.



Double Overhead Rotator

A second moving wheel adds challenge. Our Double Overhead Rotator was extensively tested for superior performance and durability. Available freestanding or for 6' (152mm) through 2' (610mm) decks.



Loop-to-Loop

The Loop to Loop suspends stationary round loops from a straight beam providing various grips angles. Available freestanding or for 6' (152mm) through 2' (610mm) decks.



Snaky Loop Challenge-Left

A serpentine beam with stationary loops that curve to the left. Available freestanding or for 6' (152mm) through 2' (610mm) decks.



90° Loop Challenge

Stationary round loops are suspended from a curved beam. For 6' (152mm) through 2' (610mm) decks.





Trapeze Challenge

The Trapeze Challenge provides swinging trapeze rings on a straight beam. Available freestanding or for 6' (152mm) through 2' (610mm) decks.



6ft Overhead Ladder

A traditional overhead ladder, ideal for mastering the art of brachiation. Available freestanding or for 6' (152mm) through 2' (610mm) decks.



90° Trapeze Challenge

Swinging trapeze rings on a curved beam make a perfect deck-to-deck connector—available freestanding or for 6' (152mm) through 2' (610mm) decks.



Double Snake Rail

This unique overhead activity challenges children to play in a new way—available freestanding or for 6' (152mm) through 2' (610mm) decks. Available as a single version.



Wavy Overhead Ladder

A classic overhead ladder with a challenging wave. Available freestanding or for 6' (152mm) through 2' (610mm) decks.



Loop Challenge

Staggered loops increase the challenge factor of this activity—available freestanding or for 6' (152mm) through 2' (610mm) decks.



Double Trapeze Challenge

Two rows of swinging trapeze rings are a challenging favorite—available freestanding or for 6' (152mm) through 2' (610mm) decks.



X-Loop Overhead

The X-Loop Overhead offers an extensive, multi-user activity. Rings are suspended from crossing beams, making it a challenging overhead trek.



Twin Track Ride

The Twin Track Rides double the fun of our standard track ride because kids can challenge each other across the two 8' (2438mm) long rides.



6ft Triangle Rung

Our 6ft Triangle Rung is a space-saving version of the full-length version.



Half Moon Overhead

Stationary triangular grips on a curved beam. An ideal deck connector. For 6' (152mm) through 2' (610mm) decks.



Spinner

The Spinner is super popular among kids. It is capable of handling two children at a time.



Shooting Star Overhead

Children can challenge themselves with this extra-long overhead fitness track—available freestanding or for 6' (152mm) through 2' (610mm) decks.



Overhead Rotator

The new playground favorite. Extensively tested for superior performance and durability. For 6' (152mm) through 2' (610mm) decks.



6ft Loop-to-Loop

Stationary round loops are suspended from a straight beam. This activity is available freestanding or for 6' (152mm) through 2' (610mm) decks.



Crunch Bar

The Crunch Bar is a simple add-on that's big on fun and fitness. Attaches to any post, making the most of your playground.



Snaky Overhead Ladder

Snaky rails add an extra challenge to this overhead ladder—available freestanding or for 6' (152mm) through 2' (610mm) decks.



Hourglass Spinner

The Hourglass Spinner is one of our most popular playground components. Kids love the Hourglass Spinner. Kids often work together and take turns to spin each other.





Wishbone Overhead

The Wishbone Overhead is a cost-effective yet challenging overhead that tapers to one post. Children need to plan to master this overhead activity.



300° Overhead

A 300° degree overhead event that loops back on the attachment deck. A great space saver compared to traditional long overhead ladders. The curve allows added challenge to this overhead activity.



Overhead Ladder

The Overhead Ladder is our traditional overhead ladder, ideal for mastering the art of brachiation.



12FT Arch Overhead

Some children are little monkeys, and a standard horizontal overhead provides only a little challenge. Our 12ft Arch Overhead provides 12 rungs arranged over an arch for added challenge. Attach to a playground or leave it freestanding. This overhead is more challenging to swing across.



Trapeze Arc

Can you make it across this seven-unit swinging trapeze style overhead? Great overhead play event to add to a post or freestanding.



180° Loop Challenge

Stationary loops on a curved beam. An ideal deck connector. For 6" (152mm) through 2' (610mm) decks.



Minor Arc Overhead Ladder

The Minor Arc Overhead traverses on an arc between two upright posts. Looks way cooler than traditional overhead climbers, and the arc adds to the challenge.



Triangle Rung Overhead

A row of triangular rungs on a straight beam. Available freestanding or for 6" (152mm) through 2' (610mm) decks.



360° Overhead Ladder

The 360° Overhead Ladder is a challenging, extra-long overhead ladder. Children have plenty of room to challenge themselves on this activity—available freestanding or for 6" (152mm) through 2' (610mm) decks.



12ft Overhead Ladder

Designed for accessibility, this low-level 12ft (3.7m) accessible Overhead Ladder can be accessed by people in wheelchairs.



Turning Bar

The Turning Bar is a basic activity big on fun and fitness. Various heights are available. Available freestanding or adjoining a play structure.



Accessible Trapeze Beam

Moving grips challenge children of all abilities. Available freestanding or adjoining a play structure.



Paddle Power

Turning wheels are fun for children of all abilities. Available freestanding or adjoining a play structure.





Cable Pod Challenge

A popular balance activity to traverse on its own or between two decks. It also can be used in functionally linked layouts.



Stepping Stones

A roto-molded plastic pod great to link together into a series of stepping stones. Available in 6", 12", 18", 24", 30" (0.15, 0.3, 0.46, 0.61, 0.76m) heights.



Wobble Board

A balance board with lots of space to test kids' skills at balancing and coordination. Large enough for multiple users.



Snaky Floating Pods

Side-to-side stepping action develops balance. Links two decks at the same height. Also available freestanding or adjoining a play structure.



1ft Incline Floating Pods

Links two decks separated by a 1' (610mm) variance or links deck to the ground.



Snake Balance Beam

Two-in-one includes overhead activity and balance beam. Links two decks at the same height. Also available freestanding or adjoining a play structure.



Floating Pods

With swinging, non-skid plastic step stones. Links two decks at the same height. Also available freestanding.



Inclined Board

Children can use a fun and creative climbing and balancing board to challenge their abilities.



Floating Pods (to Post)

Kids love movement and challenge, making this wiggly balance activity a proven winner.



Snaky Balance Beam

This fun and exciting Tippy Bridge is a fun way to improve a child's balance. This cool component will challenge one's balance, big enough to have more than one user.



90° Floating Pods

A curved version of our popular balance builder. Also available freestanding or adjoining a play structure.



Tippy Bridge

A balance bridge play event is used to access playgrounds or freestanding. Great for improving balance and coordination. Large enough for multi-users.





Cargo Net Crossover

Our Cargo Net is a two-sided climbing net that children can climb up or traverse between the decks. Only available off two 4ft (1.2m) decks.



90° Bend Bridge

The 90° Bend Bridge connects two decks at the same height at 90° from each other. This bridge is a great way to add twists and turns to the playground. Combine with the 45° Crawl Tunnel for added fun.



45° Bend Bridge

The 45° Bridge connects two decks at the same height.



Flat Bridge

The Flat Bridge offers an easily accessible wheel-chair bridge that connects two decks at the same height.



Tot Arch Bridge

It connects two decks at the same height with a gentle and fun arch children can traverse.



Flubber Bridge

A wiggly, swaying, moving, dynamic bridge that connects two decks.



Catwalk Bridge

Our Catwalk Bridge traverses two decks at the same height with a narrow bridge crossing.



Wheelchair Ramp-Barriers

The Wheelchair Ramp is an accessible access point for children in wheelchairs to access higher levels of the playground.



Wheelchair Ramp

An accessible wheelchair ramp with a 1ft rise between two decks with guardrails.



Arch Bridge

It connects two decks at the same height with a long and gentle arch children can traverse.



Inclusive Buddy Buggy

Wheelchair accessible designed Buddy Buggy attaches to a deck to allow children to wheel up and pretend to drive away with friends.



1ft Incline Connector

It connects two decks separated by a 1ft elevation change.





Playfort Crawl Tunnel

It connects two decks at the same height. Super fun for children to hide in and crawl through to the other side. Available in lengths 3ft to 6ft.



45° Crawl Tunnel

Connects two decks at the same height at a 45° angle.



3ft Crawl Tunnel

This small but fun Crawl Tunnel connects two decks at the same height. Available in lengths 3ft to 6ft.



2ft Rise Crawl Tunnel

Features a gentle 2' (610mm) rise to connect two decks. This large tube has a 30" (762mm) inside diameter. Also available in a 1' (305mm) version.



5ft Crawl Tunnel

Our 5ft version of the Crawl Tunnel connects two decks at the same height.



Underpass Crawl Tunnel

A crawl tunnel designed to use space underneath a playground deck.



Cupola Roof

The Cupola Roof is an excellent addition to any playground structure, with a peaked roof design and a cupola on top.



Leaf Roof

Our nature-themed Leaf Roof offers a fun addition to any natural playground.



Hex Leaf Roof

A nature themed HDPE Hex Leaf Roof roof, offering partial shade.



Sun Burst Rec-Roof

Add a unique look to your new playground with our Sun Burst Rec-Roof. Large circular holes will allow the light to come through and create interesting patterns on the playground. Available on PlaySteel Fit Rectangle decks now.



PlayFort Hex Roof

The PlayFort Hex Roof delivers a distinct-looking roof that appears as though a child built it with the boards spread out in disarray.



Sun Burst Tri-Roof

The triangle version of our Sun Burst Roof provides some shade, but the light can shine through the laser-cut holes to create interesting patterns on the playground.





The Big Roof

An extra-large roto-molded plastic roof with attractive shingle detailing. For a hex deck.



Playfort Roof

Our Playfort roof is popular with children. It may look like many kids built it, but this one is durable with a steel frame and recycled plastic boards.



Aluminum Hex Roof

With perforated laser-cut holes and a durable powder-coat paint finish, the Hex Roof is an excellent addition to any playground. For use over a hex deck.



Aluminum Square Roof

Our Aluminum Square roof with circle laser-cut patterns is an excellent addition to any playground unit.



Pyramid Roof

An attractive roto-molded plastic roof.



Halo Roof

The Halo roof adds a new modern design look to any playground.



Aluminum Octagon Roof

The Octagon Roof, with perforated laser-cut holes and a durable powder-coat paint finish, is a great addition to any playground.



Plastic Peaked Roof

The Plastic Peaked Roof has a shingle pattern design on a solid HDPE roof. Double Peaked Roof is also available.



Gable Roof

The Gable Roof looks excellent on any playground and offers that finished look while still providing some shade. A roto-molded plastic roof with plenty of architectural interest.



Mushroom Roof

A fanciful HDPE roof. Requires only one full-length post.



Pine Tree Post Topper

Add a few pine tree post toppers to your nature-inspired playground to enhance the natural look.



Butterfly Post Topper

Add a little flare to the tops of the posts to create a new look.





Transfer Station with Yellow Step Markers

Includes yellow step markers to help those with visual disabilities identify and see the steps. Short steps help kids get from a wheelchair to the play area. Deck Heights- 2,3,4,5ft (0.6,0.9,1.2,1.5m)



Accessible Stair

A special needs access point for children and caregivers. Available in 12", 24", 32", 36" and 48" sizes.



Accessible Step Up

Accessible step up to allow access from the ground to elevated play components. Deck Heights- 1,2ft (0.3,0.6m)



Hex Deck

PlaySteel MAX  
PlaySteel FIT



Square Deck

PlaySteel MAX  
PlaySteel FIT



Rectangle Deck

PlaySteel FIT



Deck Ladder

For use at ground level or between decks. Deck Heights- 3,4,5,6ft (0.9,1.2,1.5,1.8m)



Transfer Station

Short steps help kids get from a wheelchair to the play area. Deck Heights- 2,3,4,5ft (0.6,0.9,1.2,1.5m)



Senior Stepladder

Non-skid plastic steps with side rails for stability. Deck Heights- 3,4,5,6,7ft (0.9,1.2,1.5,1.8,2.1m) For 5 to 12 ages groups only.



Split Deck

PlaySteel MAX  
PlaySteel FIT



Triangle Deck

PlaySteel MAX  
PlaySteel FIT



Half Hex Deck

PlaySteel MAX  
PlaySteel FIT





Turn And Tumble Panel

Watch and listen as the white balls tumble with raindrop noise when turning the gears.



Woodgrain Porthole Panel

A fun ground-level crawl-through panel used on ship-themed playgrounds.



Honey Bee Panel

Help the bees collect their honey in this interactive and manipulative panel.



Sign Language Braille Panel

Learning to sign and use Braille has never been easier. Double-sided with a "stop and play" message on the reverse.



Garden Fairy Game

The Fairy Game Panel is a two-player game. Children spin the dial then move their markers. The first player to 10 wins the game.



Bubble Panel

A preschool favorite. Durable, polycarbonate bubble serves as a silly window.



Cow Barn Panel

A cow barn theme panel to go with the barn roof theme.



Airplane Panel

With controls for pilot and co-pilot. Double-sided with an airplane image on reverse.



X & O Panel

A classic game, on or off the playground. Accessible from front and back.



Baseball Panel

The baseball theme panel shows a rack of baseball bats, perfect for any budding baseball sports fan or as an addition to a sports-themed playground.



Play Bench Panel

A small seat and window make a tranquil spot where children can rest or socialize.



Magnifying Panel

Using the hand holes, you can reach through to see objects in the center magnifying glass. It's an excellent opportunity to teach children to look closely at ordinary or extraordinary things.





**Playable**  
There is a small table where kids can manipulate toys, play with sand, or read a book.



**Atlantic Map Panel**  
Our Atlantic Map Panel provides a learning opportunity for children to understand the geography of Atlantic Canada.



**Musical Chime Panel**  
Chimes allow children to make their music. Double-sided.



**Zany Maze**  
A finger maze with three moving parts. Double-sided with "Zany Maze" on reverse.



**Solar System Panel**  
Help the astronaut discover the solar system in this interactive and manipulative panel.



**Canada Map Panel**  
The Canada Map Panel is an educational play activity, great for learning the geography of Canada. This map includes all provinces and territories with abbreviations.



**USA Map Panel**  
The USA Map Panel includes all state names and abbreviations. Double-sided with Hawaii and Alaska on reverse. An excellent geography learning experience.



**Western Canada Map Panel**  
The Western Map Panel is another educational panel on the geography of Western Canada.



**Drum Panel**  
Two plastic drums let children make their own music.



**Happy Landings Panel**  
In this manipulative panel, children can guide the rocket and hot air balloons to a safe landing.



**Fire Engine Panel**  
Pretend to put out the fire with this imagination panel.



**Firefighter Panel**  
Cute firefighter panel with a mirror on the opposite side so kids can pretend to be a firefighter and take selfies to show their friends.



**Mirror Panel**  
An early childhood favorite—unbreakable polished stainless steel mirror with side slots for ease of supervision.



**Hippo Crawl Thru**  
The Hippo Crawl Thru Panel is a fun, imaginative panel and the only safe way to play with a hippo.




**Racecar Game**  
This Racecar Panel offers a race to the finish for two kids. Children spin the dial then move their markers. The first player to reach 10 wins the race.



**Jump Reach Panel**  
Children compete in a friendly game to see how high they can jump and reach.





Finger Maze Panel

Trace your way from start to end with this challenging finger maze puzzle.



Alphabet Panel

Perfect for tracing letters or playing school. Double-sided with playful designs on the reverse.



Sno Cone Shop Panel

Well, it's hot outside, and no one brought any sno cones to the park. At least the kids can pretend they are selling and eating sno cones till they get some real ones.



Sensory Panel

A freestanding inclusive sensory panel allows children to engage their senses through movement, tracing, sound, and more.



Marble Run Panel

A fun playground game for up to three players- two in the front, one in the back. Children race to see whose marble finishes the track first.



Puppet Theatre

Compact theatre is a perfect showcase for the imagination.



Driving Station

A freestanding racecar driving event that works great in areas with little room.



Bait & Tackle Panel

Gone fishing, enough said!



Racecar Panel

With a creative dashboard and steering wheel. Double-sided with a race car on the reverse.



Gear Panel

Our Gear Panel features three moving gears. Spinning one spins them all.



Alien Detective Panel

Help the astronaut find the alien and its vessel hiding on the playground. Can you find all eight missing objects?



Pet Shop Panel

Who doesn't love pets? Well, kids can pretend they've opened a pet shop for everyone on the playground.



Little Monsters' Number Panel

Help children learn to count to nine with this Little Monsters' number panel. The reverse side of the panel has numbers 1 to 9 in a fun monster font.



Clock Panel

A friendly clock features two moving hands. Great for learning to tell time or playing school.





Ship's Rail Panel

A whimsical touch. Perfect for play ships or verandas. Double-sided.



Porthole Panel

With a circular opening. For ground-level use. Double-sided.



Window Panel

Equally well-suited for playhouses and play ships. Double-sided with a spooky cabin scene on the reverse.



Braille Panel

Children learn the Braille alphabet, then use their skills to decode a message. Double-sided with a secret message on the reverse.



Bean Bag Toss Panel

Bring some bean bags or small balls to turn this panel into a fun and challenging game.



Drum Sound Panel

Realistic drum sounds are produced when children touch the stainless steel sensors. No batteries are required.



Anchor Panel

The Anchor Panel adds a nautical flair to any playground. Double-sided with bird and anchor scene on the reverse.



Playhouse Panel

Our Playhouse Panel turns any playground into a super fun playhouse. Great for under decks. Ground-level use only.



Balance Ball Game

The Balance Ball Game has a steering wheel with a challenging marble game inside. Balance all three balls and win. Attach to any free support post.



Pirate Face Panel

Arr Matey! Let's set sail across the seven seas. This Pirate Face Panel is the perfect panel for memorable photos with the kids.



Steel Counter-top

A steel play counter. For use under a deck. Also available freestanding.



Periscope Panel with Balcony Deck

Our Periscope Panel works excellent as a wheelchair-accessible periscope or ground-level access panel.



Mirror Gaze Add-On

Fun tiny mirrors so kids can make goofy faces.



Game Panel Add-On

It's a playground game for two players. Children spin the dial then move their markers. The first player to 5 wins the game. Attaches to any post.



Gear Panel Add-On

This panel makes understanding how mechanical gears work fun for children. It has three spinning gears that attach to a support post.



Gadget Panel

Great for fine motor skills and cooperative play. Multiple activities in one panel. Deck Heights- 2,3,4ft (0.6,0.9,1.2m), not available as a freestanding play event.



Kitty Crawl Thru

The Kitty Crawl Thru is a fun, imaginative crawl-through panel.



Steel Seat Under Deck Panel

The steel seat panel under the deck provides an area to rest and chat.





Playfort Window Panel

Kid inspired Playfort window panel has a Plexiglas window and the sign "Kids Only." Looks great and is fun for children to peer out over the playground.



Playfort Magnifying Panel

Using the hand hole, you can reach through to see objects in the center magnifying glass. It offers a great opportunity to teach children to look closely at ordinary or extraordinary things.



Playfort Bench

Are you tired of running around? Need to take a break and chat with friends? Well, the Playfort bench is the perfect spot to chill out. Place under a deck or use freestanding.



Woodgrain Playcounter

A play counter for creative and cooperative play. For use under a deck or freestanding.



Castle Arch Panel

A child-sized doorway. For ground-level use. Double-sided.



Woodgrain Window Panel

Window panels with woodgrain look for those nature-inspired playground designs.



Playfort Rail Panel

This Playfort panel has a "kid-inspired" rough-cut design. It even has holes in the wood for kids to peek through.



Playfort Entrance

A fort-inspired add-on for any playground. For use at roof height.



Playfort Steering Wheel Panel

The steering wheel makes a great addition to PlayFort theme.



Castle Wall Panel

A castle-inspired barrier panel. Double-sided.



Castle Window Panel

A castle-inspired barrier panel. Details are engraved, not cut through. Double-sided.



Castle Battlement

A castle-inspired add-on. Great alone or in multiples around a deck. For use at roof height.





**Talktubes**  
A set of two functional speaking cones connected by underground tubing. Available freestanding at ground level (shown) or deck-mounted.



**Word Tumbler**  
Children practice spelling three-letter words with independently-spinning alphabet discs. Double-sided. Wheelchair-accessible on the ground.



**Mini Math Panel**  
With ten sliding beads and five spinning dials to work out simple math problems. Wheelchair-accessible at ground level.



**Mini Clock Panel**  
This panel is our smaller version of our clock panel, complete with moving hands and an adjustable digital-style clock.



**Mini Helm Panel**  
The steering wheel makes a great addition to play ships and nautical themes.



**Maze Wheel Mini Panel**  
Steering wheel doubles as a challenging marble maze.



**Mini Racecar Panel**  
Wheelchair-accessible at ground level. Double-sided with a racing vehicle on the reverse.



**Xylophone Panel**  
Children can make music at play. Wheelchairs can access this panel at ground level.



**Treasure Hunt**  
A non-competitive playground game. Young children spin the side-by-side cylinders to uncover the buried treasures within. Double-sided. Wheelchair-accessible at ground level.



**Talk Tube (Deck Mounted)**  
Talk Tube has a set of two functional speaking cones connected by underground tubing.



**Steering Wheel Panel**  
Turn a classic barrier panel into an early childhood favorite with the simple addition of a steering wheel.



**Balance Ball Panel**  
Balance all three balls to win this marble balancing game.



**Mini Chalkboard**  
An accessible and mini version of our full size chalk panel.



**Mini Push Panel**  
Push the truck over the hilly terrain or race the boat across the water on this interactive panel.



**Mini Airplane Panel**  
The Mini Airplane Panel includes two sets of controls for friendly co-pilots. Wheelchair-accessible at ground level.



**Maze Wheel Panel**  
The Maze Wheel Panel turns a classic barrier panel into an all-ages activity. Steering wheel doubles as a challenging marble maze.



**PlayShip's Helm Panel**  
A nautical steering wheel turns a classic barrier panel into an early childhood favorite. Perfect for play ships!



**Vertical Rail Panel**  
A classic steel barrier panel. The open design makes supervision simple.





Sound Station

Three roto-gen (no power or batteries required) panel sound station includes an entertaining musical Drum panel, a creative sound Piano, and a rock star electric Guitar Panel to bang off some cool riffs.

Drive Thru Playcounter

Add to a trike path and combine the signs below to create an entertaining trike route.



No Trikes Sign

Put professional signage on your playground trike paths. Put this sign up where trikes are not allowed to go. Let's see if the kids will follow the signs.



RR Crossing Sign

Got a train crossing in your yard? Then it would help if you had a RR Crossing Sign for your bike or trike path.



School Crossing Sign

Some kids zip around a trike path like they own the whole road. Set up a School Crossing Sign to show where kids can cross the bike path safely without getting run over by those speed demons.



Post Mount Sand Table

Children love to play in the sand, and this table is an excellent option on a playground or an accessible path.



Construction Panel

Hard hats and caution are required when entering a construction zone—a great panel addition for imaginative play.



Gas Pump

Is your trike all out of gas? No problem, we have a Gas Pump to fill up. It comes with detachable pumps.



Go Trikes Go Sign

It's the autobahn trike path sign for full speed ahead.



Yield Sign

Sometimes you don't need a complete stop, just a yield sign to let other trikes and bikes through.





**Round Piano Panel**  
Play a tune and learn music on this interactive, touch-sensitive Piano panel. Touching the stainless metal pads produces a musical note. No batteries are required.



**Buzz Panel Game**  
Rotate the power generation wheel and let the shape and color game begin. Play with your friends to see how many you get right before the time runs out. No batteries are required.



**Musical Guitar Panel**  
Rotate the power generation wheel and then crank out your best guitar riffs on this musical electronic play panel. No batteries are required.



**Playship Bow**  
Great for nautically themed play and essential for all play ships.



**Balcony Table\***  
The Balcony Table includes two pod seats and a table—a comfortable place for rest or play. \*The two additional pod seats are extra.



**Single Pod Seat on a Post**  
This single seating space makes a perfect resting place for one. For use under a deck or freestanding.



**Balance Ball Game**  
Balance all three balls to win. It attaches to any support post.



**Round Drum Panel**  
Drum out a musical note on this drum panel—a great addition to any support posts for ground-level activities.



**Round Maze Wheel Panel**  
Weave the stainless metal ball through the maze wheel- a fun and challenging maze wheel.



**Bi-Level Play Counter**  
A two-tier counter accommodates more children for use freestanding or under a deck.



**Boomerang Bench**  
A comfortable resting place for multiple children. For use under a triangle deck.



**Corner Bench**  
A comfortable spot for a break or a visit. For use under a square deck.



**Playship Helm**  
This sturdy, popular HDPE ship steering wheel attaches to any post.



**Steering Wheel**  
This popular activity can be attached to any post. An early childhood favorite.



**Maze Wheel**  
Steering wheel doubles as a challenging marble maze.



**Playcounter**  
A play counter for creative and cooperative play. For use under a deck or freestanding.




**Double Pod Seat**  
Twin seats make a perfect resting place for two. For use under a deck or freestanding.



**Play Seat**  
The Play Seat is a textured seat that doubles as a bench or table.





# Orbital Fun for Kids

Striking and modern in design, kids and grown-ups can't resist the Orbis—the play system that focuses on physical activity. Free from entrances and exits, Orbis lets children interact without boundaries with the play events around them.



## Ultimate Play Time

The orbital ring is the key to the Orbis. All the climbers, arches, and overhead play elements extend from the spherical ring. Kids love the innovative design of Orbis, often choosing it over traditional playgrounds to play on. You can't go wrong—each one is a proven winner with children.

## Space Built Quality

Through the power of the Anti-gravity Clamp, play components in Orbis's orbit are frozen in space, defying Newton's law of gravity. Cast from aluminum, the Anti-gravity Clamp is engineered and tested to endure all the universe offers. All of the Orbis clamps are oversized for added strength and durability.



## Orbital Adventures

Kids access the heights of Orbis to explore the whole play area and beyond. Challenges kids minds and bodies through fun they won't realize they are doing something very healthy for them, unlike trying to get them to eat their veggies.





Model # OB00584

Model # OB00579

Model # OB00521

Model # OB00609



MODEL	AGES	USE ZONE	EVENTS	USERS	ADA	ANNEX H	CAN/CSA Z614	ASTM F1487	CPSC PUB.325
OB00584	5-12	34' x 34'-6" (10.4 x 10.5m)	10	26			•	•	•
OB00521	5-12	32'-1" x 28'-1" (9.8 x 8.6m)	7	20			•	•	•
OB00579	5-12	39'-8" x 26'-5" (12.1 x 8.1m)	12	24			•	•	•
OB00609	5-12	52'-10" x 32'-3" (16.1 x 9.8m)	14	33			•	•	•



# Obstacle Courses

A fantastic way to improve agility, strength, cardiovascular conditioning, flexibility, and overall fitness is to provide the community with one of our obstacle courses. Henderson Recreation has many designs that can accommodate the 13+ age market. We also have designs suitable for school-age children. Talk to one of our sales representatives to get a custom-built obstacle course designed.



**Lot of Challenging Events**  
Vertical walls, balance beams, rope climbs, hurdles, challenging overheads, ramp walls, and our obstacle courses have it all to push your limits and challenge your skills. We can design single or double-lane courses to compete against ourselves or others. You can also add pull-up bars, stretch stations, and more traditional events on the side for cool-downs or warm-ups.



**Rugged and Durable**  
Everyone knows the public; commercial-grade playground equipment lasts for years and years. Our durable obstacle courses use the same high-quality materials on all our playground equipment. These fitness events are built to last with heavy-duty gauge materials, tamper-resistant hardware, Allied tube steel. These fitness events will last!





Model # L05561

MODEL	AGES	USE ZONE	EVENTS	USERS	ADA	ANNEX H	CAN/CSA Z614	ASTM F1487	CPSC PUB.325
L05561	13+	92' x 49' (28.0 x 14.9m)	16	65	NA	NA	NA	NA	NA





Model #B309237

MODEL	AGES	USE ZONE	EVENTS	USERS	ADA	ANNEX H	CAN/CSA Z614	ASTM F1487	CPSC PUB.325
B309237	13+	69' x 34' (21.0 x 10.4m)	12	45	NA	NA	NA	NA	NA





10ft SuperSlide Full Tube\*

This slide has a full tube superslide with a 30in (762mm) outside diameter. Designed for hills 10ft (3.0m) with a slope of 30°. \*Stone steps not included, for visualization only.



20ft SuperSlide Full Tube\*

This 20ft high slide has a full 30in (762mm) dia. tube with ample sliding room. It has an extended exit region. Designed for hills 20ft (6.1m) with a slope of 30°. \*Stone steps not included, for visualization only.



8ft Starglide Hill Slide

Designed for a hill with a slope of 35°, this small but fun slide is an excellent option for schools, parks, and daycares with a hill that is approximately 8ft (2.4m) high. \*Stone steps not included, for visualization only.



5ft Starglide Hill Slide

Designed for a slope of 35°, this small but fun slide is an excellent option for schools, parks, and daycares with a hill that is approximately 5ft (1.5m) high. \*Log steps not included, for visualization only.



3ft Starglide Hill Slide\*

This slide is designed for small hills or mounds 3ft (0.91m) high and has a slope of 35° approximately. Great for daycares, schools, or parks. The slide is small enough to make the hill fit. \*Log steps not included, for visualization only.



7ft Veer Left Starglide Hill Slide

Designed for a hill with a slope of 35°, this slide is an excellent option for schools, parks, and daycares with a hill approximately 7ft (2.1m) high. \*Stone steps not included, for visualization only.



7ft Snaky Starglide Hill Slide

Designed for a hill with a slope of 35°, this twisty fun slide is an excellent choice for schools, parks, and daycares, with a hill approximately 7ft (2.1m) high. \*Stone steps not included, for visualization only.



5ft Double Dare Hill Slide

Designed for a slope of 30°, this fun double slide is a great option for schools, parks, and daycares, with a hill approximately 5ft (1.5m) high. \*Log steps not included, for visualization only.

Notes on Hill Slides

- Hills may have to be modified to meet the slide's 30-35° angle. The slide slope is fixed and cannot be changed.
- The sliding surface shall be less than 300 mm (11.81 in) above the hill slope.
- A starting platform is recommended and must be less than 300 mm (11.81 in) above the ground.
- Arm clearance zones of 525 mm (20.67 in) to the left and right of the outside edge of the slide must be free of solid objects such as rocks, concrete pads, wood log steppers, etc.
- Rocks and Log steps are not included and are shown outside the 525 mm (20.67 in) clearance zone.

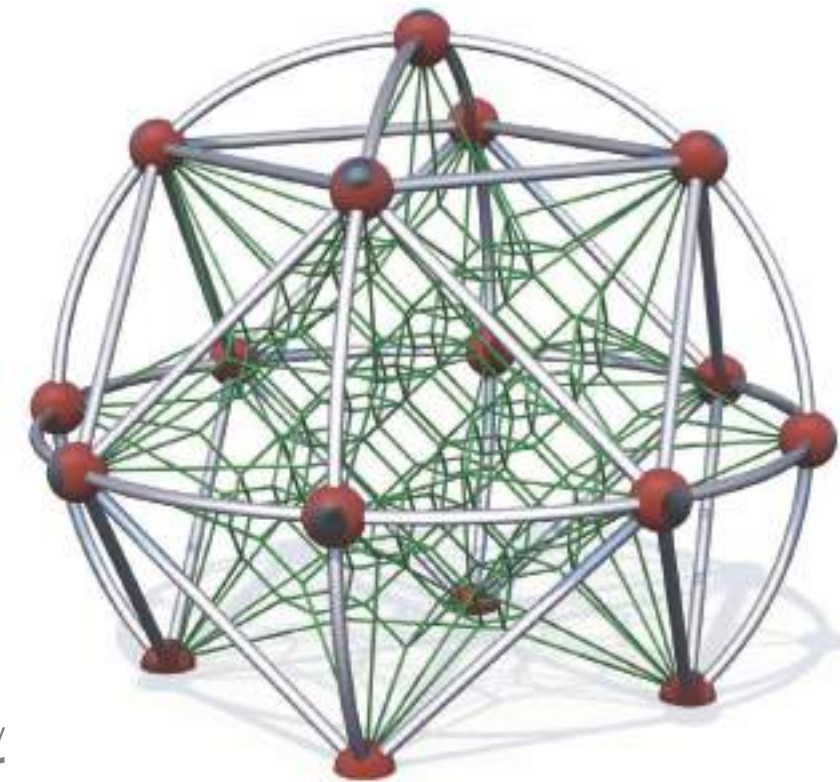




# ge·odes

ge·ode — A hollow, usually spheroidal rock with crystals lining the inside wall. With a combination of rounded and linear structural beams and a complex inner structure of play ropes, a Geode takes children far from their everyday play experience, stretching and learning.

- Available in Mini and Mega sizes, Geodes fit park, school, or childcare settings.
- Geodes can be attached to PlaySteel and Orbis play structures.
- High-strength, steel-reinforced Geode play ropes are German-engineered for maximum strength and an optimal grip.
- Play on Geodes is responsive and ever-changing. The movement and reactivity of rope play provide children with a play experience unlike any other.
- Geodes develop core strength and balance while improving climbing skills and coordination.
- Geodes are not just climbers. Children use play ropes more than you can imagine—climbing is just the beginning.



Powered by  
**Berliner**  
Berliner Seilfabrik Rope Technology since 1865

## ◀ Geode Mega

Age: 5 to 12  
Kid Capacity: 24  
Use Zone: 27' x 27' (8.2m x 8.2m)  
Height: 11'-6" (3.5m)

## ▲ Geode Mini

Age: 2 to 12  
Kid Capacity: 16  
Use Zone: 24' x 24' (7.3m x 7.3m)  
Height: 9'-5" (2.9m)





# Tot Size Fun!

PlayTots is an excellent mix of durability and value and is perfect for today's smaller facilities. Its components are developmentally appropriate and suitable for preschoolers' smaller height, reach, and steps. PlayTots' attractive designs are inviting to children and caregivers and encourage learning.



## Fun Age Designed Components

PlayTots has been scaled to Tot size proportions, making it even better for the little ones to play and have fun. Non-skid ramp-like climbers help children climb or crawl onto the decks.

## Curvy Panels & Textured Decks

These curvy entrance panels are more eye-catching than our previous straight linear panels. We even added more handgrip locations to accommodate children with different reaches and heights.

PlayTots have textured decks for added grip, giving children a better footing.



## Fun Panels

Depending on the model, panels can feature mirrors, peek-a-boo spots, and magnifying glasses to help children learn about things they discover around the playground, like bugs and rocks.







Model # PT20156

MODEL	AGES	USE ZONE	EVENTS	USERS	ADA	ANNEX H	CAN/CSA Z614	ASTM F1487	CPSC PUB.325
PT20156	2 to 5	29' x 24' (8.8 x 7.3m)	10	20			•	•	•





Model # PT20161



Model # PT20115



Model # PT20004



Model # PT20076

MODEL	AGES	USE ZONE	EVENTS	USERS	ADA	ANNEX H	CAN/CSA Z614	ASTM F1487	CPSC PUB.325
PT20161	2-5	Not Required	4	6			•	•	•
PT20004	2-5	20' x 16' (6.1 x 4.9m)	8	13			•	•	•
PT20115	2-5	28' x 22' (8.5 x 6.7m)	10	28			•	•	•
PT20076	2-5	21' x 19' (6.4 x 5.8m)	8	11			•	•	•





# Dino Digs & More



### Parksosaurus Dig

Model- SA- CC041  
The Parksosaurus was a plant-eater that lived 65-68 million years ago in the late Cretaceous period.  
Dimensions - Piece One 52" x 35" (1.3 x 0.89m)  
Piece Two 67" x 37" (1.7 x 0.94m)



### Ankylosaur Dig

Model- SA- CC039  
The Ankylosaur was an armored tank kind of dinosaur that lived 66-68 million years ago. A complete skeleton has not been found to date, but kids can dig up some of the bones they discovered.  
Dimensions - 5'-8" long (1.7m), 4'-4" wide (1.3m)



### Protoceratops Dig

Model- SA- CC033  
The Protoceratops was a plant-eater that roamed earth 83 to 70 million years ago. Children can dig up this Protoceratops molded of actual fossils.  
Dimensions - 70" x 61" (1.78 x 1.55m)



### Allosaurus Dig

Model- SA- CC030  
Another famous meat-eater, the Allosaurus meaning "different lizard," roamed the earth 155-145 million years ago. Some paleontologists believe they may have attacked in packs like today's wolves.  
Dimensions - 31'-4" long (9.6m), 8'-3" wide (2.5m)



### Struthiomimus Dig

Model- SA- CC040  
Children can pretend to be a paleontologist. Who knows, these digs may spark a lifelong interest in fossils. The Struthiomimus lived 65 million years ago. It had no teeth and lived off insects, plants, fruit, and small lizards.  
Dimensions - 3' long (0.9m), 2'-2" wide (0.7m)



### Stegosaurus Dig

Model- SA- CC036  
This scientifically accurate cast of a Stegosaurus is a life-size dig that will amaze kids as they slowly uncover the bones. Bury it again and delight other children in unearthing this huge Stegosaurus. The Stegosaurus lived 150-145 million years ago.  
Dimensions - 29'-6" long (9.0m), 9'-6" wide (2.9m)



### Troodon Eggs

Model- SA- CC042  
Molded off of this small cache of eggs from original museum pieces is how the Troodon laid its young 65-75 million years ago.  
Dimensions - 4' long (1.2m), 3' wide (0.9m)



### Sauornitholestes Dig

Model- SA- CC035  
The Sauornitholestes was a fast and agile meat-eater that lived 80 to 70 million years ago. Saurornitholestes means "lizard-bird thief" because its skull had physical similarities to modern birds.  
Dimensions - 3'-6" long (1.1m), 2' wide (0.61m)



### Pachycephalosaurus Dig

Model- SA- CC032  
The Pachycephalosaurus means "thick-headed lizard." It roamed the earth in the late Cretaceous Period 70-66 million years ago.  
Dimensions - 3'-11" long (1.2m), 2'-11" wide (0.9m)





T-Rex Climber

Want to climb on the head of the most famous dinosaur in the world? If you don't, your children will want to for sure! This T-rex skull was cast from molds taken from the original fossil of the Museum of the Rockies in Bozeman, Montana. The specimen is known as MOZ R 555 (Wankel). This specimen is the second most complete T-rex specimen discovered to date.

Our T-Rex Climber is a fascinating climber to explore and learn about with museum quality and accuracy that you can touch and play on. Enjoy!

Model -SA-CC037  
Dimensions - 6' long (1.8m), 3'-10" wide (1.2m)  
5' tall (1.5m)



Rib Climber

Model- SA-CC034  
The Rib Climber is one of the most popular climbers from Exploration Playgrounds. It is a climbable museum piece in a public place. Children will be amazed!  
Dimensions - 9'-11" long (2.0m), 4'-8" wide (0.4m)  
3'-10" tall (0.7m)



Triceratops Head Climber

Model -SA-CC043  
How cool is this? We are as amazed as you are. We wish the Triceratops Head Climber were available when we were kids.  
Dimensions - 8' long (2.4m), 5' wide (1.5m)  
5'-7" tall (1.7m)



Split Log Beam

Model -SA-CC057  
Balance and climb on this realistic concrete log beam.  
Dimensions - 6' long (1.8m), 18" wide (0.46m)  
12" tall (0.3m)



Hollow Log Climber

Model -SA-CC045  
What's better than climbing on a log? Climbing and crawling through our Hollow Log Climber provides a 360° climbing experience. A must for any nature-inspired playground environment.  
Dimensions - 60" long (1.5m), 42" diameter (1.1m)





Large Boulder

Model- SA-CC005  
Add some fun cost-effective rock climbing with our Large Boulder. Combine with other nature elements.  
Dimensions - 3'-2" W x 3'-5" L x 2'-7" H (0.97 x 1.0 x 0.79m)



Stump Transfer

Model- SA-CC051  
The Stump Transfer is not only an accessible transfer point; it is also a climber and bench.  
Dimensions - 4'-5" long (1.3m), 4' wide (1.2m) 23" tall (0.6m)



Log Beam

Model- SA-CC046  
Best User Age- 2 to 5 and 5 to 12  
Use Zone- 18'-6" x 15'-9" (5.6m x 4.8m)  
Cross the fallen log to explore areas with dinosaur digs. A fun climber with many creative possibilities.  
Dimensions - 6'-4" long (1.9m), 3'-4" wide (1.0m) 2'-5" tall (0.74m)



Medium Boulder

Model- SA-CC006  
Pair with the large boulder or add to a playground to create a realistic rock climbing experience. Children can climb, jump, crawl, or hang out on our medium boulder.  
Dimensions - 2'-2" W x 2'-5" L x 1'-10" H (0.66 x 0.74 x 0.56m)



Log Bench

Model- SA-CC055  
Add a fun and quiet place children can sit down and talk. They can also challenge their balancing skills walking across the Log Bench.



Summit with Cliff Edge and Rope Traverse

Model- SA-CC027  
Peer over the Cliff Edge across the grand rope traverse that spans the distance to Summit Rock. Climb to the top of the Summit rock and reward yourself with an exhilarating slide down a twisty Starglide slide.



Log Steppers

Log Steppers are an essential natural play element that children love to traverse. Use them as an access climber to playgrounds or freestanding.  
Dimensions - 12", 24", 36" (0.3, 0.61, 0.91m) heights.  
Model -SA-CC052 - Large  
Model -SA-CC053 - Medium  
Model -SA-CC054 - Small



Red & White Mushroom Stepper

Model- SA-CC058  
Realistic GFRC mushrooms provide fun stepping pods kids can jump off or climb. They can also sit or stand on them to take a break or socialize with their friends.



Summit Rock Climber

Model- SA-CC002  
Climbing the Summit Rock is no easy feat, but you can conquer it with determination and skill. Try climbing up and over the overhanging element for those with exceptional abilities.



Cliff Edge

Model- SA-CC003  
It's a challenging and rewarding climb up to the top of the Cliff Edge. After conquering the Cliff Edge, reward yourself with a majestic view of the whole playground and surrounding park.



Castle Rock

Model- SA-CC050  
This great Castle Rock is a fantastic freestanding climbing event. It can access 48" deck heights on PlaySteel MAX or FIT.  
Dimensions - 9'-2" long (2.8m), 6'-3" wide (1.9m) 8'-5" tall (2.6m)



# Motion Toys

Rocking and swinging are essential for children's physical and mental development. Perhaps more importantly, though, is the fact that it is so fun to do.

Henderson Recreation has a variety of single and multi-user spring riders in a wide array of themes and designs, all of which are certain to get your children rocking!







Lucky Clover

Model No. MT209  
Best User Age: 2 to 12  
Use Zone: 15'-7" (4.7m) diameter  
Perfect for small spaces. Designed for up to four users.



Shark Motion Toy

Model No. MT213  
Best User Age: 2 to 12  
Use Zone: 13'-6" x 15'-6" (4.1m x 4.7m)  
Designed for one user.



Pig Motion Toy

Model No. MT220  
Best User Age: 2 to 12  
Use Zone: 13'-6" x 15'-6" (4.1m x 4.7m)  
Designed for one user.



Triceratops Motion Toy

Model No. MT233  
Best User Age: 2 to 12  
Use Zone: 13'-6" x 15'-0" (4.1m x 4.6m)  
Designed for one user.



Dino Motion Toy

Model No. MT013  
Best User Age: 2 to 12  
Use Zone: 13'-6" x 15'-0" (4.1m x 4.6m)  
Designed for one user.



Mr. Crabby

Model No. MT218  
Best User Age: 2 to 12  
Use Zone: 13'-6" x 15'-6" (4.1m x 4.7m)  
Designed for one user.



Cow Motion Toy

Model No. MT023  
Best User Age: 2 to 12  
Use Zone: 13'-6" x 15'-6" (4.1m x 4.7m)  
Designed for one user.



Tractor Motion Toy

Model No. MT024  
Best User Age: 2 to 12  
Use Zone: 13'-6" x 15'-6" (4.1m x 4.7m)  
Designed for one user.



Wally the Whale

Model No. MT018  
Best User Age: 2 to 12  
Use Zone: 13'-6" x 15'-0" (4.1m x 4.6m) Available in all roto-molded colors. Designed for one user.

New



Motorcycle & Sidecar Spring Rider

Model No. MT248  
Best User Age: 2 to 12  
Use Zone: 15'-6" x 15'-6" (4.7 m x 4.7m)  
Designed for two users.



Racecar Motion Toy

Model No. MT234  
Best User Age: 2 to 12  
Use Zone: 13'-6" x 15'-6" (4.1m x 4.7m)  
Designed for one user.



Jet Motion Toy

Model No. MT217  
Best User Age: 2 to 12  
Use Zone: 13'-6" x 15'-6" (4.1m x 4.7m)  
Designed for one user.



New



Mars Rocket Rider

It will be a tricky ride requiring balance, skill, and determination to land on Mars, but you will be able to do it with practice.



Surfboard Rider

Model No. MT245  
Best User Age: 2 to 12  
Use Zone: 14' x 19' (4.3m x 5.8m)  
Designed for one user.



Car Motion Toy

Model No. MT006  
Best User Age: 2 to 12  
Use Zone: 13'-6" x 15'-6" (4.1m x 4.7m)  
Designed for one user.



Rock-A-Round

Model No. MT222  
Best User Age: 2 to 12  
Use Zone: 18' (5.5m) diameter  
A popular wobbling platform for multiple users.



Bulldozer Motion Toy

Model No. MT228  
Best User Age: 2 to 12  
Use Zone: 13'-6" x 15' (4.1m x 4.6m)  
Designed for one user.



Skateboard Rider

Model No. MT236  
Best User Age: 2 to 12  
Use Zone: 17' x 15' (5.2m x 4.6m)  
Designed for one user.



Canoe Motion Toy

Model No. MT239  
Best User Age: 2 to 12  
Use Zone: 13'-6" x 15'-6" (4.1m x 4.7m)  
Designed for one user.



Racing Motorcycle

Model No. MT240  
Best User Age: 2 to 12  
Use Zone: 13'-6" x 15'-6" (4.1m x 4.7m)  
Designed for one user.



SUV Motion Toy

Model No. MT216  
Best User Age: 2 to 12  
Use Zone: 13'-6" x 15'-6" (4.1m x 4.7m)  
Designed for one user.



Fire Truck Motion Toy

Model No. MT221  
Best User Age: 2 to 12  
Use Zone: 14' x 15' (4.3m x 4.6m)  
Designed for one user.



Train Motion Toy

Model No. MT226  
Best User Age: 2 to 12  
Use Zone: 13'-6" x 14'-6" (4.1m x 4.4m)  
Designed for one user.



ABC Motion Toy

Model No. MT241  
Best User Age: 2 to 12  
Use Zone: 13'-6" x 15'-6" (4.1m x 4.7m)  
Designed for one user.




Motorcycle Motion Toy

Model No. MT235  
Best User Age: 2 to 12  
Use Zone: 13'-6" x 15' (4.1m x 4.6m)  
Designed for one user.



Octopus Motion Toy

Model No. MT212  
Best User Age: 2 to 5  
Use Zone: 15'-7" (4.7m) diameter  
Designed for up to four users.



Retro Rocker

Model No. MT223  
Best User Age: 5 to 12  
Use Zone: 17' x 13'-6" (5.2m x 4.1m)  
Designed for two users.



Puppy Motion Toy

Model No. MT246  
Best User Age: 2 to 12  
Use Zone: 15'-3" x 13'-1" (4.6m x 4m)  
Designed for one user.





Butterfly Multi See-Saw:  
Accessible

Model No. MT249 (Accessible)  
Best User Age: 2 to 12  
Use Zone: 15'-6" x 22'-6" (4.7m x 6.9m)  
Float like a butterfly on this fun multi-user spring toy. Designed for four or more users.



Pirate Ship Multi See-Saw

Model No. MT219  
Best User Age: 2 to 12  
Use Zone: 22'-6" x 15'-6" (6.9m x 4.7m)  
Designed for four or more users.



Mr. Fishy Multi See-Saw:  
Accessible

Model No. MT210 (Accessible)  
Best User Age: 2 to 12  
Use Zone: 15'-6" x 22'-6" (4.7m x 6.9m)  
Designed for four or more users.



Bird Multi See-Saw

Model No. MT206  
Best User Age: 2 to 12  
Use Zone: 22'-6" x 15'-6" (6.9m x 4.7m)  
Designed for four or more users.



Four Seater Spring See-Saw

Model No. MT238  
Best User Age: 2 to 12  
Use Zone: 25' x 15' (7.6m x 4.6m)  
Includes two oversized springs. Designed for four users.



Schmoo See-Saw

Model No. MT208  
Best User Age: 2 to 12  
Use Zone: 22' x 14'-6" (6.7m x 4.4m)  
Includes two oversized springs. Designed for two users.



Dino See-Saw

Model No. MT214  
Best User Age: 2 to 12  
Use Zone: 22' x 14'-6" (6.7m x 4.4m)  
Includes two oversized springs. Designed for two users.



Traditional Teeter Totter

Model No. MT224  
Best User Age: 5 to 12  
Use Zone: 23' x 14' (7m x 4.3m)  
All steel construction. Designed for two users.



Dino Quad See-Saw

Model No. MT215  
Best User Age: 2 to 12  
Use Zone: 22'-6" x 22'-6" (6.9m x 6.9m)  
Designed for up to four users.



# Freestanding Play

Looking for the perfect way to complete your playground? Henderson offers loads of innovative freestanding play events and stand-alone play items. Children can't get enough of these popular, self-contained play solutions.

Choose from new and exciting spinners, climbers, sandboxes, playhouses, and much more. As a compact total play solution or an addition to a more extensive play environment, our selection is a winning combination of fun and durability.

# Feel the Fun!



## Space Station

Model No. TE020  
Best User Age: 5 to 12  
Use Zone: 25' x 24' (7.7m x 7.4m)  
It is equipped with two pairs of climbers and one giant, looping overhead track.



## Triple Cliff Hanger

Model No. TE029-Aligned Layout  
Best User Age: 5 to 12  
Use Zone: 17'-2" x 25'-5" (5.2m x 7.7m)  
A set of three of our popular Cliff Hangers aligned in a row. Kids love to traverse this challenging climber.



## Circle Cliff Hanger

Model No. TE029-Circle Layout  
Best User Age: 5 to 12  
Use Zone: 21'-2" dia. (6.5m dia.)  
This layout of three cliff hangers looks like a rocket.



## Cliff Hanger

Model No. TE060  
Best User Age: 5 to 12  
Use Zone: 16' x 17'-10" (4.9m x 5.4m)  
A great freestanding climber on its own or used in a functionally linked playground layout.





**Orbiter**  
Model No. TE031  
Best User Age- 5 to 12  
Use Zone- 24'-1" Dia. (7.4m Dia.)  
A spinning overhead activity with room for multiple children.



**Spider Net**  
Model No. CB320  
Best User Age- 5 to 12  
Use Zone- 22' x 13' (6.8m x 4.0m)  
A fun and flexible cable climbing web.



**Frog Hopper**  
Model- TE078  
We've all played leapfrog as a kid, but our Frog Hopper takes it to another level as children can climb from the front or the back of this Frog Hopper. The back of the frog has plastic rock grips to help climb.



**Twist Climber\***  
Model No. TE021  
Use Zone- 17' x 15' (5.2m x 4.6m)  
Best User Age- 5 to 12  
Three ladder-type climbers in one. \*Two twist climbers showed in the photo. Each is sold separately.



**Dome Climber**  
Model No. TE038  
Best User Age- 5 to 12  
Use Zone- 22' x 22' (6.7m x 6.7)  
A modern take on the traditional dome climber.



**Camelback Climber**  
Model No. TE039  
Best User Age- 5 to 12  
Use Zone- 27'-9" x 14'-1" (8.5m x 4.3m)  
Extra-large play activity combines climbing and overhead play elements and accommodates many children.



**Standing Super Spinner**  
Model No. TE045  
Best User Age- 5 to 12  
Use Zone- 14' (4.3m) diameter  
A favorite new spinning activity with a modern look. For use in an upright position—non-skid base for safety.



**Seated Super Spinner**  
Model No. TE046  
Best User Age- 5 to 12  
Use Zone- 14' (4.3m) diameter  
It is a popular new spinning activity with a modern design. For use while seated. Non-skid base for safety.



**Barrel Spinner**  
Model No. SA-TE064  
Best User Age- 5 to 12  
Use Zone- 15'-7" Dia. (4.8m Dia.)  
Our new barrel spinner is a barrel of fun. Kids can sit or stand inside with friends spinning them around and around.



**Comfy Pod Spinner**  
Model No. SA-TE076  
Best User Age- 5 to 12  
Use Zone- 22' (6.7m) diameter  
A comfortable and gentle spinner provides a great hang out for children who want to spin around in leisure.



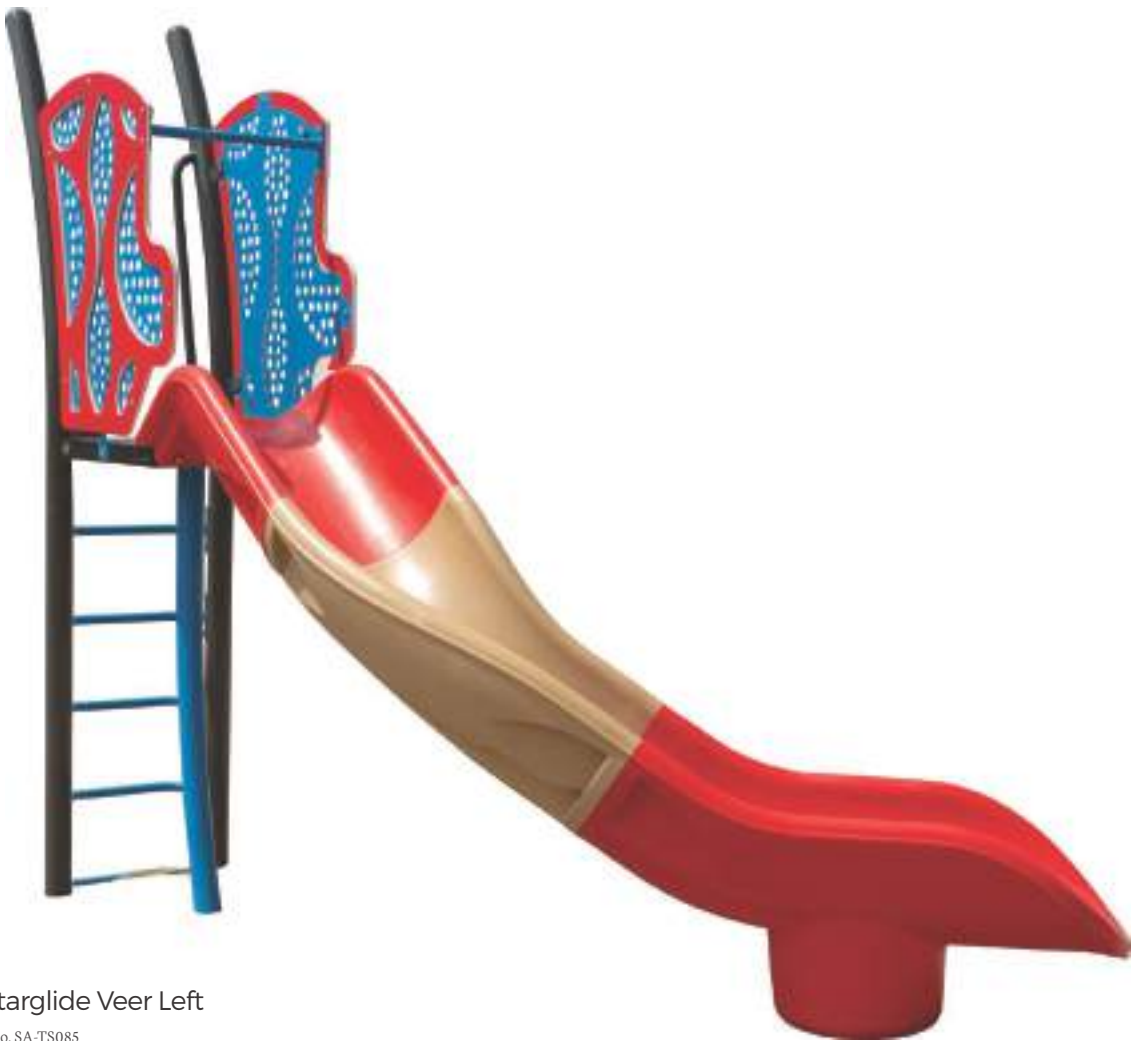
**Swirly Spinner**  
Model No. SA-TE073  
Best User Age- 5 to 12  
Use Zone- 14' (4.3m) diameter  
Children love to spin, and the Swirly Spinner provides a comfortable, fun ride to watch the world go round and round.





Double Ridge Rock Climber

Model No. TE051  
Best User Age: 5 to 12  
Use Zone: 15'-10" x 20'-9" (4.8m x 6.3m)  
We put two Ridge Rock Climbers together to create a fantastic freestanding rock climbing event that kids will love.



5ft Starglide Veer Left

Model No. SA-TS085  
Best User Age: 5 to 12  
Use Zone: 25' x 19' (7.6m x 5.8m)



2 Way Lava Rock Climber

For those who want a compact climber that is fun and challenging and takes up minimum space, the 2 Way Lava Rock Climber works perfectly.  
  
Best User Age: 5 to 12  
Use Zone: 16' x 20'-"(4.9m x 6.1m)



3 Way Lava Rock Climber

Model No. TE052  
Best User Age: 5 to 12  
Use Zone: 20'-4" x 21'-6" (6.2m x 6.6m)  
What's better than climbing a Lava Rock Climber? Climbing, three of them all connected. This fun and cool-looking rock climber is a kid-pleaser.



4 Way Lava Rock Climber

Model No. TE053  
Best User Age: 5 to 12  
Use Zone: 20'-9" x 20'-9" (6.3m x 6.3m)  
Four ways up and down or climbing across to the other side makes this freestanding 4 Way Lava Rock Climber a challenging and fun event for children.



6ft Wave Slide

Model No. SA-TS066  
Use Zone: 14'-5" x 26' (4.4m x 7.9m)  
Best User Age: 5 to 12  
  
Model No. SA-TE065 4ft Wave Slide  
Use Zone: 14'-5" x 26' (4.4m x 7.9m)  
Best User Age: 2 to 12



5ft Twister Slide

Model No. SA-TS055  
Use Zone: 19'-3" x 22'-4" (5.9m x 6.8m)  
Best User Age: 2 to 12



5ft Wavy Stainless Steel Slide

Model No. SA-TS045  
Best User Age: 2 to 12  
Use Zone: 15'-5" x 26'-2" (4.4m x 8m)





Island Hopper

Model No. SA-TE068  
Best User Age- 2 to 5  
Use Zone- 21' x 24' (6.4 x 7.3m)  
Children can pretend they are flying their friends or family all around the islands.



Beetle Bug

Model No. TE043  
Use Zone- 15'-1" x 21'-4" (4.6m x 6.5m)  
Best User Age- 2 to 12  
Great for dramatic and imaginary play, and it includes two steering wheels and two bench seats—steel construction.



Pickup Truck

Model No. TE041  
Use Zone- 15'-1" x 21'-4" (4.6m x 6.5m)  
Best User Age- 2 to 12  
This play truck is ready for adventure. It includes two steering wheels and two bench seats—steel construction.



Monster Truck

Model No. SA-TE074  
Use Zone- 15' x 18' (4.6m x 5.5m)  
Best User Age- 2 to 12  
Kids will love to ride in this Monster Truck. Four seats, two steering wheels, a gear shift, and a manipulative gear panel in the front engine.



Junior Sports Car

Model No. TE054  
Use Zone- 15'-4" x 17'-6" (4.7m x 5.3m)  
Best User Age- 2 to 12  
This little sports car has it all! There are dual gears for an engine, four race car seats, two steering wheels, and a manual transmission shifter.



School Bus

Model No. TE025  
Use Zone- 15'-3" x 21' (4.6m x 6.4m)  
Best User Age- 2 to 12  
A play school bus with a steering wheel, seat and non-skid play area in the back. An early childhood favorite. Steel and HDPE construction.



Accessible School Bus

Model No. TE042  
Use Zone- 15'-10" x 21' (4.8m x 6.4m)  
Best User Age- 2 to 12  
Includes two steering wheels and activity panels. Steel and HDPE construction.



Safari 4 x 4

Model No. TE027  
Use Zone- 15'-7" x 18'-5" (4.7m x 5.6m)  
Best User Age- 2 to 12  
Let the adventure begin with this bold 4x4. It includes two steering wheels and two bench seats—steel and HDPE construction.



Fire Engine

Model No. TE028  
Use Zone- 15'-3" x 21' (4.6m x 6.4m)  
Best User Age- 2 to 12  
A large play fire engine. It includes a steering wheel, seat, and non-skid play area in the back. An early childhood favorite—steel and HDPE construction.



4 X 4

Model No. TE009  
Use Zone- 15'-7" x 18'-5" (4.7m x 5.6m)  
Best User Age- 2 to 12  
The 4 x 4 is a fun play vehicle, great for imaginative play. It includes two steering wheels and seating—steel and HDPE construction.



City Bus

Model No. TE026  
Use Zone- 15'-3" x 21' (4.6m x 6.4m)  
Best User Age- 2 to 12  
A big city bus with a steering wheel and seat. Steel and HDPE construction.





Junior Turtle Playhouse

Model No. TE056  
Best User Age- 2 to 5  
This turtle-shaped playhouse with a bear picnic table, creative tree, moving panels, and matching tray is a winner with kids.



Cantilever Basketball Standard

Model No. BB020  
Complete with 4-1/2" (114mm) O.D. galvanized steel post, frame, steel backboard, basketball hoop, and chain net.



20ft Gaga Pit

Best User Age- All Ages  
The largest version of the Gaga Pit that allow more children to play at one time. Constructed of the durable plastic borders which provide more resiliency than harder materials.



15ft Gaga Pit

Best User Age- All Ages  
The smaller version of the Gaga Pit provides all the same gaga game fun but better suited for smaller spaces. Constructed of the durable plastic borders which provide more resiliency than harder materials.



Steel Backboard

Model No. BP002  
Fan-shaped, white, powder-coated steel backboard. The basketball hoop and net are available separately.



15ft Gaga Pit Brackets\*

Best User Age- All Ages  
The smaller version of the Gaga Pit provides all the same gaga game fun but is better suited for smaller spaces. \*Wood sides not provided.



20ft (6.1m) Gaga Pit Brackets\*

Best User Age- All Ages  
Our 20ft Gaga Pit allows more children to play at one time. \*Wood sides not provided.



Tetherball and Rope

Model No. GA402  
A rubber-composite tetherball with a 9' (2743mm) rope.



Tetherball Game

Model No. GA403  
The complete set includes a rubber-composite tetherball, 9' (2743mm) rope, and galvanized steel post.



Triple Hoop Game

Model No. GA102  
An exciting twist on basketball, with one hoop and three ball-return chutes. Roto-molded plastic with galvanized steel post.

Junior Log Cabin

Model No. TE055  
Best User Age- 2 to 5  
This little log cabin has a lot to offer. Packed with a bear table, windows, activity mirrors, moving panels, and more, kids will enjoy this creative cabin.



Farm Sand PlayTable

Model No. PT-SC001  
Best User Age- 2 to 5  
Children will love this fun Farm and Sand Play Area. No resilient surfacing is required, so this is a perfect addition to any Childcare facility with limited space. Include a sand play table with holes to clear the sand.

New



Junior Cottage

Model No. SA-TE079  
Best User Age- 2 to 5  
Our Junior Cottage has tons of fun stuff for play with a window, four seats, mini mirrors, a clock, magnifying glass, moving butterflies, and ducks.





Arch Multi-User Swing

Model No. SA-SW411  
Complete with multi-user swing and rope connections  
Use Zone- 23' x 24' (7.0m x 7.32m) CSA  
Use Zone- 23' x 24' (7.0m x 7.32m) ASTM

Tree Post Swing

Model No. SA-SW451  
Add a little nature to your next playground project and feel like you are swinging in the trees with our new Tree Post Swing. Steel core support posts wrapped in GFRC and professionally sculptured and textured to look like real trees. Plus, these trees won't rot like real ones. Shown with 4-SS043 slash-proof belt seats.



1 Bay Multi-User Swing

Model No. SA-SW390  
Complete with multi-user swing and rope connections  
Use Zone- 36'-1" x 22' (11m x 6.7m) CSA  
Use Zone- 24'-1" x 22' (7.3m x 6.7m) ASTM



2 Bay 8ft Arch Swing

SW340 8ft Arch + SW341 + 4-SS043 slash-proof belt seats.  
Use Zone- 39'-8" x 33'-4" (12.1m x 10.2m) CSA  
Use Zone- 31'-8" x 33'-11" (9.7m x 10.3m) ASTM



2 Bay 8ft Single Post Swing\*

SW360 8ft Single Post Swing + SW361 + 2-SS043 slash-proof belt seats + 2-SS042 slash-proof baby seats.  
Use Zone- 39'-8" x 33'-7" (12.1m x 10.2m) CSA  
Use Zone- 31'-8" x 34'-2" (9.7m x 10.4m) ASTM  
\*Painted topbars are custom.



2 Bay Multi-User Swing

Model No. SA-SW391  
Complete with two multi-user swings and rope connections.  
Use Zone- 36'-1" x 31'-5" (11m x 9.6m) CSA  
Use Zone- 24'-1" x 31'-5" (7.3m x 9.6m) ASTM



3 Bay 8ft Arch Swing

SW340 8ft Arch + SW341 + SW343 + 2-SS042 slash-proof baby seats + 2-SS043 slash-proof belt seats + 1- Accessible Seat.  
Use Zone- 39'-8" x 41'-5" (12.1m x 12.6m) CSA  
Use Zone- 31'-8" x 42'-0" (9.7m x 12.8m) ASTM



Standard 2 Bay 8ft Swing\*

SW300 8ft Standard Swing + SW301 + 2-SS043 slash-proof belt seats + 2-SS042 slash-proof baby seats.  
Use Zone- 39'-8" x 34'-4" (12.1m x 10.4m) CSA  
Use Zone- 31'-8" x 42'-8" (9.7m x 13.0m) ASTM



3 Bay Multi-User Swing

Model No. SA-SW392  
Complete with three multi-user swings and rope connections.  
Use Zone- 36'-1" x 40'-10" (11m x 12.4m) CSA  
Use Zone- 24'-1" x 40'-10" (7.3m x 12.4m) ASTM



Single Bay 8ft Arch Swing

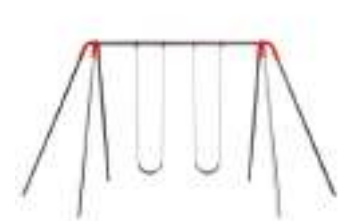
SW340 8ft Arch Swing + 2-SS042 slash-proof baby seats.  
Use Zone- 38'-8" x 22'-6" (10.9m x 6.9m) CSA  
Use Zone- 23'-8" x 23'-1" (7.2m x 7.0m) ASTM



Tire Swing

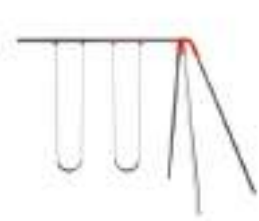
Model No. SW101  
7' (2134mm) height with a 3.5" (89mm) O.D. x 8 gauge (4mm) galvanized steel topbar. Complete with tire swivel bearing and tire swing assembly.  
Use Zone- 39'-4" x 32'-0" (12.0m x 9.8m) CSA  
Use Zone- 27'-7" x 22'-0" (8.4m x 6.7m) ASTM





Heavy Duty Swing

Model No. SW320 - 8' (2438mm) Height  
Model No. SW330 - 10' (3048mm) Height  
With a 3.5" (89mm) O.D. x 8 gauge (4mm) galvanized steel topbar. Complete with heavy duty swing bearings, swing chain and slash-proof belt seats.\*



Extend-A-Bay™

Model No. SW321 - 8' (2438mm) Height  
Model No. SW331 - 10' (3048mm) Height  
Complete with heavy duty swing bearings, swing chain and slash-proof belt seats.\*



Extend-A-Half-Bay™

Model No. SW322 - 8' (2438mm) Height  
Model No. SW332 - 10' (3048mm) Height  
Complete with heavy duty swing bearings, swing chain and slash-proof belt seat.\*



Slash-Proof Belt Seat

Model No. SS043  
A 6" x 24" (152mm x 610mm), belt seat made from a 5/16" (8mm) EPDM rubber and polymer blend with a vandal-proof insert and galvanized steel hardware.



Slash-Proof Baby Seat

Model No. SS042  
Fully-enclosed infant seat. Seat is a 3/8" (10mm) EPDM rubber and polymer blend with a vandal-proof insert and heavy duty rust-proof hardware.



Standard Swing

Model No. SW300 - 8' (2438mm) Height  
Model No. SW310 - 10' (3048mm) Height  
With a 2.375" (60mm) O.D. x 10 gauge (3mm) galvanized steel topbar. Complete with standard swing bearings, swing chain and slash-proof belt seats.\*



Extend-A-Bay™

Model No. SW301 - 8' (2438mm) Height  
Model No. SW311 - 10' (3048mm) Height  
Complete with standard swing bearings, swing chain and slash-proof belt seats.\*



Extend-A-Half-Bay™

Model No. SW302 - 8' (2438mm) Height  
Model No. SW312 - 10' (3048mm) Height  
Complete with standard swing bearings, swing chain and slash-proof belt seat.\*



Swing Bearings

Model No. SB033 - Heavy Duty Swing Bearing  
For use with a 3.5" (89mm) O.D. topbar.  
Model No. SB032 - Standard Swing Bearing  
For use with a 2.375" (60mm) O.D. topbar.



Anti-Wrap Swing Bearing

Model No. SB035  
For use with a 3.5" (89mm) O.D. topbar. A bolt-free, stainless steel, non-wrapping swing bearing. May be used to replace existing swing bearings without dismantling the swing set.



Tire Swing Assembly

Model No. TA014  
Includes tire and swing chain, as shown. Tire swivel bearing available separately.



Arch Swing

Model No. SW340 - 8' (2438mm) Height  
Model No. SW350 - 10' (3048mm) Height  
With a 3.5" (89mm) O.D. x 8 gauge (4mm) galvanized steel topbar. Complete with heavy duty swing bearings, swing chain and slash-proof belt seats.\*



Extend-A-Bay™

Model No. SW341 - 8' (2438mm) Height  
Model No. SW351 - 10' (3048mm) Height  
Complete with heavy duty swing bearings, swing chain and slash-proof belt seats.\*



Extend-A-Half-Bay™

Model No. SW342 - 8' (2438mm) Height  
Model No. SW352 - 10' (3048mm) Height  
Complete with heavy duty swing bearings, swing chain and slash-proof belt seat.\*



Tire Swivel Bearing

Model No. SB010  
For use with tire swing assembly. Tire swing assembly available separately.



Swing Chain

Model No. SP040  
An adjustable swing chain. Custom lengths available.



Inclusive Swing Seat

Model No. SS044  
An adjustable swing arm allows easy access to this popular and fun accessible seat.

\*Slash-proof baby seats and anti-wrap swing bearings available. Additional charges may apply.





Behold Vista. Vista furnishings are truly a sight to see.

Each product in the Vista series is crafted with careful attention to detail: pairing innovative design with meticulous engineering, Vista offers unparalleled quality and unceasing beauty.

Using the most innovative materials and the latest in computer-aided design, including 3-D printing, Laser-Cut patterns, and CNC machining, Vista products are manufactured to provide lasting, stunning fixtures to any environment.

The benches in the Vista line are inspired by the natural

simplicity and stunning attraction of the grandest of North American scenery, and Vista benches borrow their names from some of the most iconic lakes and waterways of North America. Lakes and waterways have come to symbolize truly inspiring vistas.

All Vista products are made in North America using environmentally responsible resources. As breathtaking as a serene prairie lake and as rugged as the enduring Rocky Mountains, Vista furnishings blend form and function perfectly.

With Vista, it's easy to turn any public space into a scene to behold.



## Tables

Vista has many well-designed and functional tables available in many shapes and sizes. Tabletop materials can be steel laser cut designs, steel slats, traditional pine, or Red Batu hardwood with complementary bench options. So many versions makes it hard to choose.



## Bollards

Bollards keep cars where they are supposed to be, protect building entrances and provide a clear delimitation between the foot and vehicle traffic.

Vista bollards are all exceptionally durable, made from a strong galvanized steel tube and aluminum cap.



## Shade

When guest comfort is a top priority, don't forget the shade. Shade Series items protect you from the sun. Add shade to tables, benches, or even bike racks to keep seats cool and thank your bicycle commuters.



## Backless Benches

Almost every Vista Furnishings bench design line comes with a backless bench design. Beautiful and cost-effective alternative to standard benches.



## Bike Racks

Our Vista line has many traditional and creative bike rack designs to solve your bike parking needs. We can customize it for you if you need something different, like this customized designed bike rack with a laser engraved sign.



## Planters

Combine a planter with a park bench to add some beautiful greenery or flowers to a seating area, or just place them by themselves. Lots of styles to choose from to match other Vista design lines.



## Recycling

Vista recycling stations are robust, durable, and designed to handle a lot. They will help keep your space clean, but with separate liners and openings, they also help to sort the various types of recyclable materials.



## Waste Receptacles

Vista provides many waste receptacles to choose from to meet all your needs. You can match them with other Vista Furnishings bench series and products.



## Benches

Vista Furnishings offers you nine different bench design series. Plus traditional, sport-specific, and custom benches as well. We even carry buddy and friendship benches with custom laser cut-outs.



Warranty

To the extent permitted by law, these warranties are expressly in lieu of any other implied or expressed warranties or representations by any person, including an implied warranty of merchantability or fitness. Warranties do not cover damage caused by vandalism or abuse.

Warranty claims must be filed within the applicable warranty period and accompanied by a copy of the original invoice or Henderson invoice number. These warranties do not cover cost of freight and/or installation. These warranties do not cover normal wear and tear, surface corrosion on metal parts, discolored surfaces or cosmetic issues. These warranties are valid only if products are installed and maintained according to Henderson's installation instructions.

**Lifetime\***limited warranty on steel support posts against structural failure due to deterioration caused by defects in materials or manufacturing.

**Lifetime\***limited warranty on Bolt-N-Go direct-bolt fastening systems against structural failure due to corrosion or deterioration caused by defects in materials or manufacturing.

**20 Year\***limited warranty on aluminum post caps and Orbis aluminum clamps against structural failure or defects in material or workmanship.

**20 Year\***limited warranty on Mighty Shades™ steel framework against structural failure due to corrosion or deterioration caused by defects in materials or manufacturing.

**15 Year\***limited warranty on steel rails, loops and rungs against structural failure due to corrosion or deterioration caused by defects in materials or manufacturing.

**10 Year\***limited warranty on polyethylene components, sheet plastic, and decks against structural failure due to corrosion or deterioration caused by defects in materials or manufacturing.

**10 Year\***limited warranty on Southern Yellow Pine pressure-treated wood products against structural failure due to insect infestation and fungal decay caused by defects in materials or manufacturing.

**10 Year\***limited warranty on Mighty Shades™ fabric against deterioration, rot and seam failure.

**10 Year\***limited warranty on all Exploration Playgrounds dinosaur digs, dinosaur climbers and other concrete or fibre-reinforced epoxy products against structural failure due to corrosion or deterioration caused by defects in materials or manufacturing.

**5 Year\***limited warranty on Berliner Rope Play steel-core ropes and rubber components against structural failure or defects in material or workmanship.

**3 Year\***limited warranty on swing seats and hangers against structural failure or defects in material or workmanship.

**One Year\***General Warranty  
Henderson Recreation Equipment Limited warrants that all products not listed above will be free from defects in materials or manufacturing for one year. Henderson Recreation will repair or replace all parts of the product or equipment found to be defective. All warranty periods start at date of invoice.

\*Ask for your copy of our complete warranty.

Terms of Sale

Pricing

Prices are F.O.B. factory and do not include freight charges. Prices are subject to change without notice.

Terms

To Governmental agencies, tax-supported institutions and those with approved credit, payment is due within 30 days of the date of invoice. A 2% per month finance charge will be imposed on all past due accounts. All other orders require a 50% deposit at the time of order entry. The balance will be due by certified cheque upon receipt of shipment (C.O.D.).

Taxes

If applicable, taxes will be added to the invoice except when a tax exempt certificate is provided with the purchase order at the time of order entry.

Weights and Sizes

Weights and sizes are reasonably accurate and could vary with product changes. Weights do not include added weight through packaging and shipping.

Freight Charges

Freight charges are determined and collected by the carrier unless Henderson Recreation Equipment Limited is requested and agrees to prepay and add these costs to the invoice. Freight quotes are valid for thirty days. Due to high energy costs freight surcharges may apply.

Delays in Transit

Henderson Recreation Equipment Limited is not responsible for delays in transit and such delays will not alter our invoicing terms. If your order does not reach you within a reasonable time after being advised that shipment went forward from our factory, Henderson Recreation Equipment Limited will assist you in the tracing process.

Loss or Damage in Transit

Henderson Recreation Equipment Limited is not responsible for loss or damage in transit. When we release the material to the carrier, a bill of lading is signed which states that the shipment was received from us complete and in good condition. A copy of this bill of lading is forwarded to you with the shipment and should be checked carefully with the materials you receive.

Any shortage, discrepancy or damage must be noted on the delivery receipt and signed by the driver. Failure to note exceptions on the delivery receipt may impair your right to recovery from the carrier.

Order Cancellation

Once accepted, orders can be cancelled only with the consent of Henderson Recreation Equipment Limited, and on terms which will indemnify Henderson Recreation Equipment Limited against loss. Cancelled orders will be subject to a 20% restocking fee. Orders for custom-built equipment cannot be cancelled.

General

Some products in this catalogue may not be exactly as shown. Assembly may be required

for some products.

Henderson Recreation Equipment Limited has a commitment to continuous product development and improvement and therefore reserves the right to improve or alter specifications or discontinue products without notice.

Standards

International Play Equipment Manufacturers Association (IPEMA)

Henderson is a member in good standing of IPEMA. IPEMA is a member-driven, international trade organization that represents and promotes an open market for manufacturers of play equipment.

In the interest of playground safety, the International Play Equipment Manufacturers Association (IPEMA) provides a Third Party Certification Service whereby a designated independent laboratory validates a participant's certification of conformance to ASTM F1487, Standard Consumer Safety Performance Specification for Playground Equipment for Public Use, except sections 7.1.1, 10 and 12.6.1; to CAN/CSA-Z614, Children's Playspaces and Equipment, except clauses 9.8, 10 and 11; or both. The use of the corresponding logo in Henderson Recreation Equipment Limited's catalogue signifies that Henderson Recreation Equipment Limited has received written validation from the independent laboratory that the product(s) associated with the use of the logo conforms to the requirements of the indicated standard.

Check the IPEMA website ([www.ipema.org](http://www.ipema.org)) to confirm product validation.

International Play Equipment Manufacturers Association  
4305 North Sixth Street, Suite A  
Harrisburg, PA 17110  
[www.ipema.org](http://www.ipema.org)

Canadian Standards Association (CSA)

The Canadian Standards Association (CSA) is a not-for-profit membership-based association serving business, industry, government and consumers in Canada and the global marketplace. Henderson designs and manufactures play equipment to be compliant with the release of CAN/CSA-Z614, "Children's Playspaces and Equipment" that is current at the time of manufacture. Henderson is a full member of the Technical Committee that is responsible for the development of the "Children's Playspaces and Equipment" standard.

Canadian Standards Association  
5060 Spectrum Way  
Mississauga, ON L4W 5N6  
[www.csa.ca](http://www.csa.ca)

The American Society for Testing and Materials (ASTM)

ASTM International is a not-for-profit organization that provides a global forum for the development and publication of voluntary consensus standards for materials, products, systems and services. ASTM

International provides standards that are accepted and used in research and development, product testing, quality systems, and commercial transactions around the world. Henderson designs and manufactures play equipment to be compliant with ASTM F1487, "Standard Consumer Safety Performance Specification for Playground Equipment for Public Use." Henderson is a member of the Technical Subcommittee, F15.29 that is responsible for the development of the "Playground Equipment for Public Use" standard.

ASTM International  
P.O. Box C700, 100 Barr Harbor Drive  
West Conshohocken, PA 19428-2959  
[www.astm.org](http://www.astm.org)

U.S. Consumer Product Safety Commission (CPSC)

CPSC is an independent federal regulatory agency created to inform the public of current product safety performance information and recommended practices. The CPSC has published document number 325, "Handbook for Public Playground Safety" which presents playground equipment safety information in the form of guidelines. The handbook is a very useful guide for owners and operators of public play environments.

U. S. Consumer Product Safety Commission  
Washington, DC 20207  
[www.cpsc.gov](http://www.cpsc.gov)

Americans with Disabilities Act (ADA)

Encompassed within the Americans with Disabilities Act (ADA), the Access Board has published Accessibility Guidelines for Play Areas. Your Henderson sales representative can assist you in determining proper accessibility requirements for your play area.

The United States Architectural and Transportation Barriers Compliance Board  
Office of Technical Information Services  
Suite 1000, 1331 F Street, NW  
Washington, DC 20004-1111  
Tel- (202) 272-5434 x 134  
[www.access-board.gov](http://www.access-board.gov)

ISO 9001:2008 Registered

The ISO 9000 series of standards are developed by the International Organization for Standardization and are recognized worldwide. Companies registered to one or more of these standards have had their quality system certified by an external agency to ensure that their management systems comply with the requirements of the Standard. Henderson Recreation Equipment Ltd. is 9001:2000 Registered.

Color Options

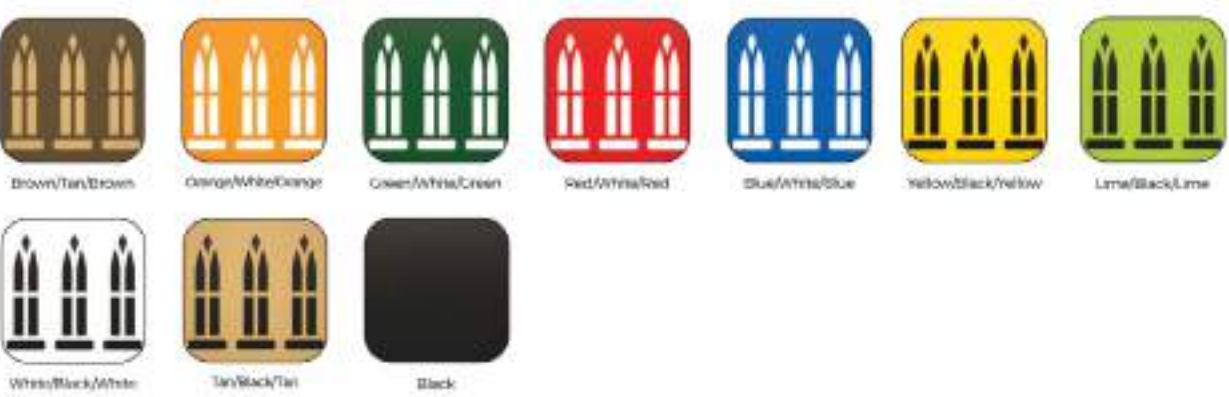
Molded Plastic Colors



Post or Upright Colors



Bi-Color and Solid Sheet Plastic



All colors shown here are approximate. For an exact match, ask your Henderson playground consultant for current color swatches.



